Alumil
Building excellence every day



CDS

Certification Data Sheets

ACCESORIES
2026

Dear partner,

at Alumil we are building excellence every day. Through our consistent research and development of products we are able to offer certified solutions to meet even the highest requirements of impressive projects around the world.

Alumil's range of Accessories includes products of unparalleled ergonomics and enhanced durability that offer great aesthetics. All solutions have been carefully chosen and developed as Alumil Systems' parts, providing our customers with an extensive range of architectural solutions.

We proudly present a complete guide of our Accessories range highlighting the superior certifications and technical features of Alumil hardware. Please contact your Alumil representative for further information or special requests that we would be pleased to advise upon and develop in order to meet your unique requirements.

CONTENTS

EXPLANATIONS & CLARIFICATIONS **08**

CHAPTER 1 – HANDLES **09**

ALUMIL 7mm PIN HANDLES 09

7mm PIN LOCKABLE HANDLES 10

ALUMIL 7mm PIN SLIM HANDLES 11

ALUMIL 7mm PIN BI-FOLDING DOOR HANDLES 12

ALUMIL 7mm PIN MINIMAL HANDLES 13

ROSETTES FOR REMOVABLE PIN HANDLE 14

ALUMIL 7mm FLUSH PIN HANDLES FOR SLIDING DOOR 15

7mm PIN POP-UP HANDLE 16

ALUMIL 8mm PIN STANDARD DOOR HANDLE 17

MINIMAL DOOR HANDLES WITH MINI ROSETTE 18

ALUMIL 8mm PIN DOOR HANDLES 19

ALUMIL 8mm PIN ANTIMICROBIAL SUPREME DOOR HANDLES 20

ALUMIL CREMONES 21

ALUMIL LOCKABLE CREMONES 22

ALUMIL CREMONES FOR OUTWARD OPENING & SHUTTER SYSTEMS 23

ALUMIL 10mm PIN LIFT/SLIDE OVAL HANDLES 24

ALUMIL 10mm PIN LIFT/SLIDE RECTANGULAR HANDLES 25

10mm PIN POP-UP LIFT/SLIDE HANDLES 26

STAINLESS STEEL/ALUMINIUM FIXED DOOR HANDLES 27

SIMPLE SOLUTION OF EXTERIOR FINGER PULL HANDLE – DOOR CATCH FOR BALCONY DOORS 28

CHAPTER 2 – WINDOW MECHANISMS **29**

ALUMIL “STANDARD” EURO GROOVE T/T MECHANISM 130KG 29

ALUMIL “ADVANCED” EURO GROOVE T/T MECHANISM 150KG 30

ALUMIL “STANDARD” CONCEALED EURO GROOVE T/T MECHANISM 150KG 31

ALUMIL “ADVANCED” CONCEALED EURO GROOVE T/T MECHANISM 180KG 32

PVC GROOVE T/T MECHANISM 33

ALUMIL LIFT/SLIDE MECHANISM 34

ALUMIL GEARBOX SOLUTIONS 35

SHOOT BOLTS..... 36
OPENING LIMITERS..... 37
EURO GROOVE STAY ARMS 38
SIMPLE LOCKING SOLUTION FOR OPENING SYSTEMS..... 39
CHAPTER 3 – SLIDING SYSTEM SOLUTIONS..... 40
ALUMIL SIMPLE LOCKING SOLUTION FOR SLIDING SYSTEMS..... 40
MULTI POINT LOCK FOR SLIDING SYSTEMS..... 41
MULTI POINT LOCK INOX WITH HOOKS FOR SLIDING SYSTEMS..... 42
PILE SEALS..... 43
ALUMIL SHOCK ABSORBERS..... 44
ALUMIL ROLLERS..... 45
ALUMIL INOX GUIDE RAILS..... 46
STOPPERS FOR SLIDING SYSTEMS..... 47
WATER EVACUATION CAPS..... 48
CHAPTER 4 – CURTAIN WALL HARDWARE..... 49
ALUMIL STANDARD CURTAIN WALL STAY ARMS..... 49
ALUMIL HEAVY DUTY CURTAIN WALL STAY ARMS..... 50
ALUMIL HEAVY DUTY PARALLEL PROJECTION CURTAIN WALL STAY ARMS..... 51
CURTAIN WALL LIMITERS..... 52
CHAPTER 5 – HINGES..... 53
ALUMIL STANDARD HINGE SOLUTIONS..... 53
HEAVY DUTY COPLANAR DOOR HINGES ALUMIL..... 54
CONCEALED EURO GROOVE DOOR HINGE..... 55
CONCEALED DOOR HINGE FOR COPLANAR DOORS..... 56
HEAVY DUTY DOOR HINGES ALUMIL..... 57
HEAVY DUTY DOOR HINGES BY DR HAHN..... 58
ALUMIL SD/MD DOOR HINGE..... 59
60
ALUMIL PIVOT HINGES FOR SD DOORS..... 61
“ALLE-RETOUR” HINGES FOR SWING DOORS..... 62

HORIZONTAL PIVOT HINGES..... 63
HEAVY DUTY PIVOT HINGES..... 64
CHAPTER 6 – DOOR HARDWARE..... 65
ALUMIL SINGLE POINT DOOR LOCKS..... 65
ALUMIL 3-POINT DOOR LOCKS..... 66
MULTI-POINT DOOR LOCKS..... 67
ELECTRIC CONTROL OF ALUMIL MULTI POINT DOOR LOCKS..... 68
AUTOMATIC ELECTROMAGNETIC LOCKING SOLUTION..... 69
ELECTRIC LATCH PLATE..... 70
ACCESS CONTROL WITH KEYPAD..... 71
ACCESS CONTROL WITH FINGERPRINT SCANNER / WiFi..... 72
SINGLE POINT DOOR LOCK “COMBO”..... 73
LEVER SHOOT BOLT FOR DOUBLE COPLANAR DOORS..... 74
DOOR CLOSERS..... 75
DOOR STOPPERS..... 76
ALUMIL PROFILE CYLINDERS..... 77
SMART CYLINDER “LIBRA”..... 78
MECHANISM OF TRICKLE VENTILATORS..... 79
DOOR WIND SEALS..... 80
PANIC BAR MECHANISM STANDARD ALUMIL..... 81
PANIC BAR MECHANISM CONCEALED..... 82
CHAPTER 7 – SHUTTER HARDWARE..... 83
OPENING SHUTTER ACCESSORIES..... 83
ROTARY MOTORS FOR SHUTTERS..... 84
ADJUSTABLE SLAT MECHANISM FOR SHUTTERS..... 85
CHAPTER 8 – SKYLIGHT OPERATION SOLUTIONS / MOTORS..... 86
MANUAL SKYLIGHT MECHANISM..... 86
LINEAR MOTORS AC..... 87
LINEAR MOTORS DC..... 88
CHAIN ACTUATORS WITH SINGLE CHAIN..... 89

CONCEALED CHAIN ACTUATORS..... 90
WIRED KITS FOR ELECTRIC MOTOR CONTROL..... 91
WIRELESS KITS FOR ELECTRIC MOTOR CONTROL..... 92
CHAPTER 9 – INSULATING MATERIALS..... 93
ALUMIL FLAT FRAME INSULATING PROFILE..... 93
ALUMIL NRG BARS..... 94
CHAPTER 10 – OUTDOOR SOLUTIONS..... 95
ALUMIL J-BOND ALUMINIUM COMPOSITE PANELS..... 95
ALUMIL POLYCARBONATE SHEETS..... 96
WOODEE..... 97
WOODALUX..... 98
CHAPTER 11 – INSTALLATION MATERIALS..... 99
ALUMIL SEALANTS AND ASHESIVES (PART 1)..... 99
ALUMIL SEALANTS AND ASHESIVES (PART 2)..... 100
ALUMIL SYSTEM MOUNTING ACCESSORIES..... 101
ALUMIL SYSTEM SCREWS..... 102
BULDEX & YTONG SCREWS..... 103
ALUMIL SYSTEM ANCHORS..... 104
105
CORNER CONNECTORS DIE CAST..... 106
ALUMIL SYSTEM ALUMINIUM ACCESSORIES..... 107
ALUMIL SYSTEM COMPOSITES..... 108
CHAPTER 12 – SPECIAL SYSTEM SOLUTIONS..... 109
ALUMIL S650 HANDLES WITH LOCKING KIT..... 109
ALUMIL S650 FULL HEIGHT HANDLE..... 110
ALUMIL S500 HANDLES WITH LOCKING KIT..... 111
ALUMIL M630 HANDLES..... 112
ALUMIL M12500 HANDLE..... 113
114
ALUMIL SF85 SYSTEM HARDWARE..... 115

ALUMIL MF65 SYSTEM HARDWARE..... 116

CHAPTER 13 – SAFETY SOLUTIONS..... 117

CHILD SAFETY MECHANISM SOLUTIONS..... 117

CHILD SAFETY ACCESSORY FOR SLIDING SYSTEMS..... 118

MAGNETIC ALARM CONTACTS..... 119

INTERTED INTERLOCKING HANDLE SOLUTION ALUMIL..... 120

CHAPTER 13 – PUNCHING MACHINES & TOOLS..... 121

ALUMIL SUPREME SYSTEM PUNCHING MACHINE..... 121

ALUMIL PUNCHING MACHINES..... 122

ROTARY PNEUMATIC PUNCHING MACHINE WITH CHANGEABLE TOOLS..... 123

ALUMIL KNIVES AND MILLING TOOLS..... 124

CHAPTER 14 – FIRE RATED SOLUTIONS..... 125

EXTREME GLAZED SYSTEMS – FIRE / BULLET / EXPLOSION RESISTANT SYSTEMS..... 125

EXTREME GLAZED SYSTEMS – FIRE / BULLET / EXPLOSION RESISTANT SYSTEMS..... 126

FIRE-RATED METAL DOORS (part 1)..... 127

FIRE-RATED METAL DOORS (part 2)..... 128

MULTI-PURPOSE DOORS..... 129

GUARANTEE & EN STANDARDS..... 130

ACCESSORIES - ALUMIL 5 YEAR GUARANTEE..... 130

EN STANDARDS' GRADE CLASSIFICATIONS..... 131

EXPLANATIONS & CLARIFICATIONS

EXPLANATION OF COLOR OPTIONS & CODING TABLE

The table presents the available color options for each accessory and distinguishes between standard color options and special paint options available upon request.

COLOR CODING

Each color corresponds to a two-digit code listed in the table header (e.g., 02 = White, RAL 9016).

The “xx” indication at the end of the accessory codes means that the accessory is available in different colors. To complete the code, the last two digits are replaced by the corresponding two-digit code of the selected color, as shown in the color table on the specific accessory page.

COLORS

	PAINTING BY REQUEST	02 WHITE (RAL 9016)	06 BROWN (RAL 8707)	61 BLACK MATTE (RAL 9712)	33 ANODIZATION SILVER F1	07 ANODIZATION BRONZE F4	67 ANODIZATION TITANIUM F9
EX-38090830xx		x	x	x	x	x	x
EX-38022532xx	x			x	x	x	x

Example

If I require code EX-38090830xx in White (RAL 9016), based on the table above, the code is determined as follows:

EX-38090830xx -> EX-3809083002

NOTE

To correctly complete the accessory code, the color code must be selected exclusively from the color table displayed on the specific page for that accessory.

SPECIAL PAINTING OPTIONS

For selected accessories, special painting in colors outside the above indicated range may be available upon request, subject to individual assessment. This option is indicated by the icon below.



Paint on Request

The icon indicates accessories that may be considered for special painting. Each request is evaluated individually, subject to color powder availability and minimum order quantities. Pricing and lead times are confirmed upon request.

ALUMIL 7mm PIN HANDLES



FUNCTION

Aluminium 7mm pin handles with Alumil patented design and logo for opening, tilt-and-turn, sliding and curtain wall systems

MECHANISM

Security Secustic® mechanism to prevent reverse (outside) rotation of the handle and offer anti-burglar protection

ROTATION

From 0° to 180° with stop position at 90°

AVAILABLE VERSIONS

Standard: for casement or sliding windows
Metal cover: for casement or sliding windows
Cranked: for sliding or curtain wall windows
Long: for LnS mechanism of 90kg or for windows with many locking points (increased torque)

EXTRA

- Available in pairs for in-out application (without Secustic®)
- Flush handle available for the outside
- Pin fixed on handle



Installation Manual | T/T Mechanism 100kg: Hardware Catalogue | Sliding Systems: Hardware Catalogue | Curtain Wall: Hardware Catalogue

COLORS

	PAINTING BY REQUEST	02 WHITE (RAL 9016)	06 BROWN (RAL 8707)	61 BLACK MATT (RAL 9712)	33 ANODIZATION SILVER F1	07 ANODIZATION BRONZE F4	67 ANODIZATION TITANIUM F9
EX-38090725xx	x	x	x	x	x	x	x
EX-38089725xx	x	x	x	x	x	x	x
EX-38091738xx	x	x	x	x	x	x	x
EX-38093738xx	x	x	x	x	x	x	x
EX-38092738xx	x	x	x	x	x	x	x
EX-38054203xx	x	x	x	x	x	x	x
EX-38095738xx	x	x	x	x	x	x	x
EX-38096738xx	x	x	x	x	x	x	x

EN 13126-3:2012-02 | 10000 CYCLES Grade 3/180 | 480H SALT-SPRAY Grade 5 | 10 YEAR OPERATIONAL GUARANTEE | 5 YEAR Alumil GUARANTEE

CODES & DESCRIPTIONS

EX-38090725xx	WINDOW STANDARD HANDLE SECUSTIC ALUMIL PIN 25mm	EX-38092738xx	DOUBLE STANDARD HANDLE SET SLIDING ALUMIL PIN 60mm
EX-38089725xx	WINDOW METAL COVER HANDLE SECUSTIC ALUMIL PIN 25mm	EX-38054203xx	FLUSH HANDLE FOR SLIDINGS
EX-38091738xx	WINDOW LONG HANDLE SECUSTIC ALUMIL PIN 38mm	EX-38095738xx	CRANKED HANDLE FACADE/SLIDING SECUSTIC ALUMIL PIN 38mm LEFT
EX-38093738xx	DOUBLE LONG HANDLE SET SLIDING ALUMIL PIN 60mm	EX-38096738xx	CRANKED HANDLE FACADE/SLIDING SECUSTIC ALUMIL PIN38mm RIGHT

7mm PIN LOCKABLE HANDLES



FUNCTION

Aluminium lockable 7mm pin handles for opening, tilt/turn and sliding systems for enhanced security (RC2 anti-burglar performance according to EN 13126-3)

AVAILABLE VERSIONS

Standard handle with key:

- Extra security Secuforte® mechanism to prevent reverse (outside) rotation of the handle, as the rotation is only performed when lightly pressed
- Self-adjustable pin from 20 to 30mm length
- Works with the Alumil tilt and turn mechanisms and multiple locking point sliding locks

TBT4 handle with key:

- Used for tilt before turn windows
- Movement only to tilt and closing positions available without the use of the key to allow ventilation and locking of the window
- Movement to opening position requires the use of the key to allow cleaning and maintenance
- When moving from opening to tilting position without the key, the reverse action is not allowed

EXTRA

- Keys are identical for all handles
- Applicable to common use areas to control window use

Standard Handle with Key



TBT Handle with Key



Installation Manual

Installation Manual

Operation Manual

COLORS

	PAINTING BY REQUEST	02 WHITE (RAL 9016)	06 BROWN (RAL 8707)	61 BLACK MATT (RAL 9712)	33 ANODIZATION F1	07 ANODIZATION BRONZE F4	67 ANODIZATION TITANIUM F9
EX-38090830xx	x	x	x	x	x	x	x
EX-38022532xx	x			x	x	x	x

EN 13126-3:2012-02

10000 CYCLES Grade 3/180

96H SALT-SPRAY Grade 3

10 YEAR OPERATIONAL GUARANTEE

5 YEAR Alumil GUARANTEE

CODES & DESCRIPTIONS

EX-38090830xx	WINDOW STANDARD HANDLE WITH KEY SECUFORTE PIN 20-30mm
EX-38022532xx	TBT4 HANDLE WITH KEY PIN 32mm

ALUMIL 7mm PIN SLIM HANDLES



FUNCTION

Aluminium 7mm pin slim handles with Alumil patented design and logo

ROTATION

From 0° to 90°

AVAILABLE VERSIONS

Standard Slim: for opening, sliding and curtain wall systems

Slim with key: version with key (not branded) for RC2 anti-burglar performance

EXTRA

- Available in right and left-handed versions
- Pin length 63mm for use at outward openings (SMARTIA S67, SUPREME S77)

Cranked Slim Handle

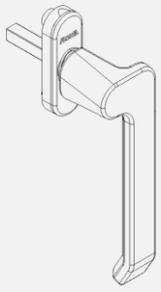

Cranked Slim Handle with key

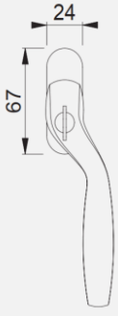

Installation Manual

Sliding Systems

Hardware Catalogue

Curtain Wall

Hardware Catalogue

Installation Manual

COLORS

	PAINTING BY REQUEST	02 WHITE (RAL 9016)	06 BROWN (RAL 8707)	61 BLACK MATT (RAL 9712)	33 ANODIZATION SILVER F1	07 ANODIZATION BRONZE F4	67 ANODIZATION TITANIUM F9
EX-38094766xx	x	x	x	x	x	x	x
EX-38099766xx	x	x	x	x	x	x	x
EX-38081771xx					x		
EX-38081770xx					x		

240H SALT-SPRAY Grade 4

10 YEAR OPERATIONAL GUARANTEE

5 YEAR Alumil GUARANTEE

CODES & DESCRIPTIONS

EX-38094766xx	CRANKED SLIM HANDLE FACADE/SLIDING ALUMIL PIN 63mm LEFT
EX-38099766xx	CRANKED SLIM HANDLE FACADE/SLIDING ALUMIL PIN 63mm RIGHT
EX-38081771xx	WINDOW CRANKED HANDLE 7mm LOCKABLE PIN 63mm LEFT
EX-38081770xx	WINDOW CRANKED HANDLE 7mm LOCKABLE PIN 63mm RIGHT

ALUMIL 7mm PIN BI-FOLDING DOOR HANDLES



FUNCTION

Special handles for bi-folding doors for the intermediate sashes

ROTATION

From 0° to 360° with stop position at 90°

AVAILABLE VERSIONS

Bi-folding Door Handle MF65

Bi-folding Door Handle SF85: minimum overall rosette height, just 15mm

EXTRA

- 7mm pin
- Alumil Patented design and logo

Bi-folding Door Handle MF65

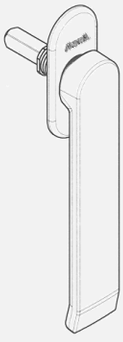

Bi-folding Door Handle SF85

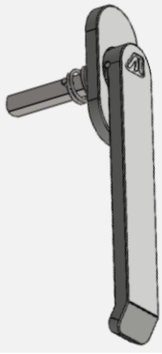

Installation Manual

Installation Manual

COLORS

	PAINTING BY REQUEST	02 WHITE (RAL 9016)	61 BLACK MATT (RAL 9712)	33 ANODIZATION SILVER F1	67 ANODIZATION TITANIUM F9	45 ANODIZATION BLACK
EX-38085012xx	x	x	x	x	x	
INT-38085011xx	x			x		x

10 YEAR OPERATIONAL GUARANTEE

5 YEAR Alumil GUARANTEE

CODES & DESCRIPTIONS

EX-38085012xx	HANDLE FOR BIFOLDING DOOR MF65 ALUMIL
INT-38085011xx	HANDLE FOR BIFOLDING DOOR SF85

ALUMIL 7mm PIN MINIMAL HANDLES



FUNCTION

Window aluminium 7mm pin handles without rosette, with Alumil patented design and logo

ROTATION

From 0° to 180° with stop position at 90°

EXTRA

- Pin length equal to 25mm
- Quick-Fit® pin system
- Suitable with all standard mechanisms with 7mm pin slot
- Right and left operation



Installation Manual

COLORS

PAINTING BY REQUEST

02	61	33	67
WHITE (RAL 9016)	BLACK MATT (RAL 9712)	ANODIZATION SILVER F1	ANODIZATION TITANIUM F9

15000 CYCLES INDEP. TEST

10 YEAR OPERATIONAL GUARANTEE

5 YEAR Alumil GUARANTEE

CODES & DESCRIPTIONS

EX-38007470xx	WINDOW MINIMAL HANDLE WITHOUT ROSETTE ALUMIL 25mm

ROSETTES FOR REMOVABLE PIN HANDLE



FUNCTION

Aluminum rosettes for public places that ensure the non-operation of the windows by unwanted users

SPECIFICATIONS

Rosette details:

- Sliding partial cover cap
- Base supporting lugs
- Concealed fixing with M5 thread screws
- Suitable for covering the window gear

Detachable handle

- with 7mm pin with length 45mm

Rosette



Detachable handle



COLORS

	PAINTING BY REQUEST	02 WHITE (RAL 9016)	61 BLACK MATT (RAL 9005)	33 ANODIZATION SILVER F1	67 ANODIZATION TITANIUM F9
EX-38070711xx	x	x	x	x	x
EX-38070710xx	x	x			

10 YEAR OPERATIONAL GUARANTEE

5 YEAR Alumil GUARANTEE

CODES & DESCRIPTIONS

EX-38070711xx	ROSETTE FOR DETACHABLE HANDLE 7mm
EX-38070710xx	HANDLE DETACHABLE 7mm

ALUMIL 7mm FLUSH PIN HANDLES FOR SLIDING DOOR

FUNCTION

Flush pin handles with 7mm pin that offer full opening at first sash in sliding systems

ROTATION

Performs 90° pin rotation by the use of the button

EXTRA

- Pin length equal to 20mm
- Combined with multi point sliding locks because of the 7mm pin
- Offers flush installation with the sash
- Equipped with closing indicator (red lock icon)
- Different article for right or left rotation

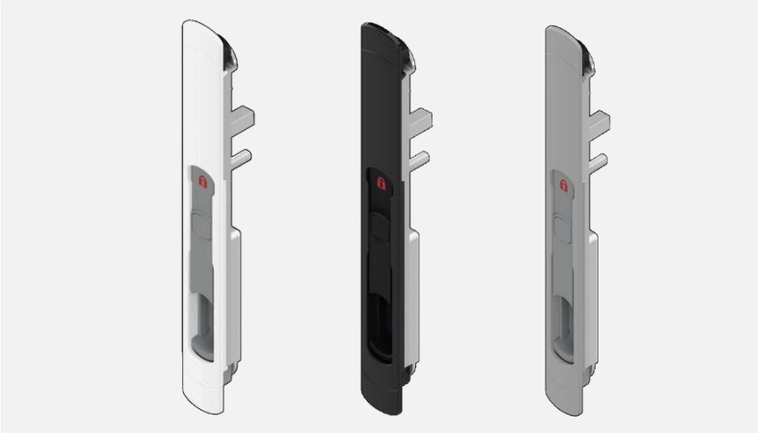

Installation Manual

Hardware Catalogue

COLORS

	PAINTING BY REQUEST	02 WHITE (RAL 9016)	03 BLACK (RAL 9005)	09 SILVER (RAL 9006)
EX-61078010xx	x	x	x	x
EX-61078011xx	x	x	x	x

EN 13126-3:2012-02

25000 CYCLES Grade 3/180

240H SALT-SPRAY Grade 4

5 YEAR Alumil GUARANTEE

CODES & DESCRIPTIONS

EX-61078010xx	CLIPPED METAL FLUSH HANDLE FOR SLIDING DOORS PIN 20mm RIGHT
EX-61078011xx	CLIPPED METAL FLUSH HANDLE FOR SLIDING DOORS PIN 20mm LEFT

7mm PIN POP-UP HANDLE

FUNCTION

Pop up handles with 7mm pin for sliding windows and shutters

ROTATION

Performs 90° rotation

EXTRA

- Standard fit for Alumil multi point sliding locks
- The low handle height allows full opening of parallel sliding sashes (windows/shutters and screens when used)
- Minimum depth for installation on all Alumil systems
- Black screw caps for black and silver handles
- White screw caps for white handles

Hardware Catalogue





Important notice!
Lever is for lock operation **ONLY**. The flush part of the handle should be used for sliding

COLORS

	PAINTING BY REQUEST	02 WHITE (RAL 9016)	03 BLACK (RAL 9005)	09 SILVER (RAL 9006)
EX-61057081xx	x	x	x	x

5 YEAR Alumil GUARANTEE

CODES & DESCRIPTIONS

EX-61057081xx	POP-UP HANDLE SPINDLE 26mm

ALUMIL 8mm PIN STANDARD DOOR HANDLE



FUNCTION

Standard door handle with Alumil patented design and logo as an elegant and cost-effective solution

EXTRA

- Set includes 2 handles, pin, 2 rosettes with fixed bases and fixing screws
- Spring action handles with screws behind the rotating base plate
- Special design with a 6o slope on the neck of the handle to avoid contact between the handle and the frame when used in pairs (inside/outside)
- Available spindles for single use



COLORS

	PAINTING BY REQUEST	02 WHITE (RAL 9016)	03 BLACK (RAL 9005)	11 ANODIC ICE
EX-38030671xx	x	x	x	x

EN 1906:2012 | 200000 CYCLES Grade 7/180 | 240H SALT-SPRAY Grade 4 | 5 YEAR Alumil GUARANTEE

CODES & DESCRIPTIONS

EX-38030671xx	DOOR HANDLE PAIR WITH ROSETTE ALUMIL 8mm
EX-3801808500	SPINDLE FOR SINGLE HANDLE 8x85mm
EX-3801810500	SPINDLE FOR SINGLE HANDLE 8x105mm
EX-3801812500	SPINDLE FOR SINGLE HANDLE 8x125mm
EX-3801813500	SPINDLE FOR SINGLE HANDLE 8x135mm
EX-3801814500	SPINDLE FOR SINGLE HANDLE 8x145mm
EX-3801815500	SPINDLE FOR SINGLE HANDLE 8x155mm
EX-3804682700	SPINDLE FOR SINGLE HANDLE 8x170mm
EX-3804683500	SPINDLE FOR SINGLE HANDLE 8x190mm

MINIMAL DOOR HANDLES WITH MINI ROSETTE



FUNCTION

Minimal Alumil door handles with patented design and a mini rosette in both handle and cylinder

EXTRA

- 8mm standard pin
- Applicable to 60-100mm sash width
- Quick-Fit® pin system



Installation Manual

COLORS

	PAINTING BY REQUEST	02 WHITE (RAL 9016)	61 BLACK MATT (RAL 9712)	33 ANODIZATION SILVER F1
EX-38017470xx	x	x	x	x

5 YEAR Alumil GUARANTEE

CODES & DESCRIPTIONS

EX-38017470xx	PAIR DOOR HANDLE WITH MINI ROSETTE ALUMIL

ALUMIL 8mm PIN DOOR HANDLES



FUNCTION

Aluminium door handles with Alumil patented design and logo

ROTATION

From 0° to 180° with stop position at 90°

AVAILABLE VERSIONS

Paired handle with cylinder rosette (oval)

Paired handle with interior door rosette (round)

EXTRA

- Handles without full body rosette come with separate spring and have Quick-Fit® pin system
- The sash width for the oval rosette handle is from 60 to 100mm. The total pin length is 158mm

Door handle set with **oval rosette**

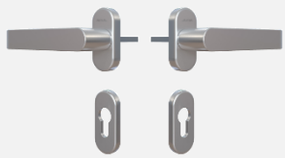

Door handle set for **interior door**



Installation Manual

Installation Manual

COLORS

	PAINTING BY REQUEST	02 WHITE (RAL 9016)	06 BROWN (RAL 8707)	61 BLACK MATT (RAL 9712)	33 ANODIZATION SILVER F1	07 ANODIZATION BRONZE F4	67 ANODIZATION TITANIUM F9
EX-38097610xx	x	x	x	x	x	x	x
EX-38098681xx	x				x		x
EX-38022321xx	x	x	x	x	x	x	x

EN 1906:2012

200000 CYCLES Grade 7/180

240H SALT-SPRAY Grade 4

5 YEAR Alumil GUARANTEE

10 YEAR OPERATIONAL GUARANTEE

CODES & DESCRIPTIONS

EX-38097610xx	DOOR HANDLE SET WITH OVAL ROSETTE ALUMIL	EX-3801808500	SPINDLE 8x85mm
EX-38098681xx	DOOR HANDLE SET FOR INTERIOR DOOR ALUMIL	EX-3801810500	SPINDLE 8x105mm
EX-38022321xx	CYLINDER ESCUTCHEON PAIR 29x68mm	EX-3801812500	SPINDLE 8x125mm
		EX-3801813500	SPINDLE 8x135mm
EX-3801853100	EXPANSION SPINDLE FOR SINGLE HANDLE 8x65mm	EX-3801814500	SPINDLE 8x145mm
EX-3801855500	EXPANSION SPINDLE FOR SINGLE HANDLE 8x75mm	EX-3801815500	SPINDLE 8x155mm
EX-3807196700	EXPANSION SPINDLE FOR SINGLE HANDLE 8x85mm	EX-3804682700	SPINDLE 8x170mm
		EX-3804683500	SPINDLE 8x190mm

ALUMIL 8mm PIN ANTIMICROBIAL SUPREME DOOR HANDLES



FUNCTION

Door handles for Alumil Supreme Systems with Alumil logo, with design that offers great quality and modern aesthetics, covered by antimicrobial protection

SPECIFICATIONS

- Standard 8mm pin
- Polyester powder designed for the external environment offering excellent resistance to light and weather conditions. Powder also contains silver ions, which provide complete and effective life-lasting antimicrobial protection when present in top coating of metallic products
- Different article for right or left rotation
- Production of handle and rosette through hot die casting procedure
- Rotation angle of 40°
- Available rosette spacer pair for stabilizing the handle of SUPREME SD115 glass door version (1 pair per handle for the handle rosette and the cylinder rosette)



Rosette spacer for glass doors

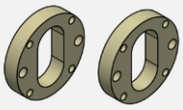

Installation Manual

Promotional Video

Antimicrobial Protection
the ability of a material to eliminate or inactivate microbes such as bacteria, fungi (including mould) and viruses

COLORS

	61	22
	BLACK MATT (RAL 9712)	MATT NICKEL
INT-45520050xx	x	x
INT-45520051xx	x	x
EX-45521450xx	x	x



EN 1906:2012

100000 CYCLES Grade 6

240H SALT-SPRAY Grade 4

5 YEAR Alumil GUARANTEE

ISO 22196: 2011

CODES & DESCRIPTIONS

INT-45520050xx	ANTIMICROBIAL DOOR HANDLE ALUMIL WITH SQUARE ROSSETTE SD RIGHT
INT-45520051xx	ANTIMICROBIAL DOOR HANDLE ALUMIL WITH SQUARE ROSSETTE SD LEFT
EX-45521450xx	SQUARE ROSSETTE FOR SD DOOR HANDLE
EX-4552005200	ROSETTE SPACER PAIR FOR GLASS DOOR SD115

ALUMIL CREMONES



FUNCTION

Cremones for casement and tilt/turn windows with Alumil patented design and logo

AVAILABLE VERSIONS

Two fork cremone: for simple casement windows

One fork cremone: for tilt/turn windows using the Alumil TnT euro groove mechanism

SPECIFICATIONS

- Applicable to all Alumil 15/20 Euro groove hinged systems
- Handle with Alumil logo



Hardware Catalogue

COLORS

	PAINTING BY REQUEST	02 WHITE (RAL 9016)	61 BLACK MATT (RAL 9712)	11 SILVER Anodic Ice
EX-38060601xx	x	x	x	x
EX-38060611xx	x	x	x	x

EN 13126-3:2023 | 10000 CYCLES Grade 3/90 & 3/180 | 240H SALT-SPRAY Grade 4 | 5 YEAR Alumil GUARANTEE

CODES & DESCRIPTIONS

EX-38060601xx	CASEMENT CREMONE ALUMIL
EX-38060611xx	EURO GROOVE T/T MECHANISM CREMONE ALUMIL

ALUMIL LOCKABLE CREMONES



FUNCTION

Cremones with key for casement and tilt/turn windows with Alumil logo

AVAILABLE VERSIONS

Two fork cremone: for simple casement windows

One fork cremone: for tilt/turn windows using the Alumil TnT euro groove mechanism

SPECIFICATIONS

- Applicable to all Alumil 15/20 Euro groove hinged systems
- Handle base with engraved Alumil logo



Hardware Catalogue

COLORS

	PAINTING BY REQUEST	02 WHITE (RAL 9016)	03 BLACK MATT (RAL 9712)	09 SILVER Anodic Ice
EX-38060620xx	x	x	x	x
EX-38060630xx	x	x	x	x

EN 13126-3:2023 | 20000 CYCLES Grade 3/180 | 240H SALT-SPRAY Grade 4 | 5 YEAR Alumil GUARANTEE

CODES & DESCRIPTIONS

EX-38060620xx	ALUMIL CASEMENT CREMONE WITH KEY
EX-38060630xx	ALUMIL EURO GROOVE T/T MECHANISM CREMONE WITH KEY

ALUMIL CREMONES FOR OUTWARD OPENING & SHUTTER SYSTEMS

FUNCTION

Cremones for casement outward opening windows and shutters with Alumil logo

SPECIFICATIONS

- Two adjustable forks with two-way movement
- Mechanical grip with metric screws on profile for high durability
- Curved design for ease of use
- Adjustable forks allow for the same item to be used on various profiles with excellent fitting
- Sturdy full metal body allows multiple locking points to be operated with ease
- Applicable to Alumil SMARTIA M15000, M9660, M940, M9400, S61, S67 and SUPREME S77



Installation Manual

Hardware Catalogue

COLORS

	PAINTING BY REQUEST	02 WHITE (RAL 9016)	03 BLACK MATT (RAL 9712)	11 SILVER Anodic Ice
EX-38060282xx	x	x	x	x
EX-38060283xx	x	x	x	x
EX-38060285xx	x	x	x	x

EN 13126-1 & 131236-4

25000 CYCLES Grade 5/180

240H SALT-SPRAY Grade 4

5 YEAR Alumil GUARANTEE

CODES & DESCRIPTIONS

EX-38060282xx	CREMONE FOR OUTWARD SIDE HUNG 14-37mm ALUMIL
EX-38060283xx	CREMONE FOR OUTWARD SIDE HUNG 37-60mm ALUMIL
EX-38060285xx	CREMONE FOR OUTWARD SIDE HUNG 30-52mm ALUMIL
EX-3804201800	ROD CREMONE CONNECTOR FOR OPEN OUT L=18mm
EX-3804202200	ROD CREMONE CONNECTOR FOR OPEN OUT L=22mm
EX-3806028000	ROD CREMONE CONNECTOR FOR OPEN OUT L=25mm
EX-3804202700	ROD CREMONE CONNECTOR FOR OPEN OUT L=27mm

ALUMIL 10mm PIN LIFT/SLIDE OVAL HANDLES

FUNCTION

Aluminium pin handles for lift/slide systems with Alumil patented design and logo

VERSIONS AVAILABLE

Single lift/slide handle: for internal installation and 54mm neck depth

Double lift/slide handle: with cylinder hole for in-out application

Single corner lift/slide handle: with 23mm neck depth

SPECIFICATIONS

- 180° rotation on the handle
- Full metal cover rosette
- 10mm detachable pin
- Rosette in single handle is detachable

EXTRA

- **Flush handle:** available for the outside in 7 & 11mm depth
- **Available rosette covers:** for internal or external handles to transform a rosette with cylinder hole to rosette without hole and reverse (not for corner handles)
- **Available rivet nuts:** for handle stabilization in case of no flush handle used

Single handle
& 2 flush handle options





Rivet nut

Double handle
with cylinder hole



Single Handle — Installation Manual

Hardware Catalogue

Rivet Nut — Installation Manual

Double Handle — Installation Manual

COLORS

PAINTING BY REQUEST

02	06	61	33	07	67
WHITE (RAL 9016)	BROWN (RAL 8707)	BLACK MATT (RAL 9712)	ANODIZATION SILVER F1	ANODIZATION BRONZE F4	ANODIZATION TITANIUM F9

EN 13126-16

20000 CYCLES

240H SALT-SPRAY Grade 4

5 YEAR Alumil GUARANTEE

10 YEAR OPERATIONAL GUARANTEE

CODES & DESCRIPTIONS

EX-38018147xx	LIFT/SLIDE HANDLE 252mm ALUMIL PIN 50mm
EX-38028147xx	DOUBLE LIFT/SLIDE HANDLE WITH CYLINDER HOLE
EX-38018150xx	CORNER LIFT/SLIDE HANDLE 252mm ALUMIL
EX-38054201xx	FLUSH HANDLE FOR LIFT/SLIDE WINDOW 7mm DEPTH
EX-38054202xx	FLUSH HANDLE FOR LIFT/SLIDE WINDOW 11mm DEPTH
EX-4153215000	RIVET NUT M5X12 FOR HANDLE STABILIZATION
EX-38018151xx	ROSETTE COVER WITH CYLINDER HOLE
EX-38018152xx	ROSETTE COVER WITHOUT CYLINDER HOLE

ALUMIL 10mm PIN LIFT/SLIDE RECTANGULAR HANDLES

FUNCTION

Aluminium handles for lift/slide systems with Alumil patented design and logo

VERSIONS AVAILABLE

Single lift/slide handle: for internal installation and 53,7mm neck depth

Double lift/slide handle: with cylinder hole for in-out application

SPECIFICATIONS

- 180° rotation on the handle
- Full metal cover rosette
- 10mm detachable pin
- Rosette in single handle is detachable

EXTRA

- **Available rectangular shaped rosette:** with cylinder hole



Hardware Catalogue

COLORS

02	03	33
WHITE (RAL 9016)	BLACK MATT (RAL 9712)	SILVER Anodic Ice

EN 13126-16:2008 | 25000 CYCLES Grade 5/180 | 480H SALT-SPRAY Grade 5 | 5 YEAR Alumil GUARANTEE

CODES & DESCRIPTIONS

EX-38018240xx	LIFT/SLIDE HANDLE ALUMIL WITH RECTANGULAR ROSETTE PIN 50mm
EX-38018241xx	RECTANGULAR ROSETTE WITH CYLINDER HOLE
EX-38018250xx	DOUBLE LIFT/SLIDE HANDLE ALUMIL WITH RECTANGULAR ROSETTE PIN 50mm AND CYLINDER HOLE

10mm PIN POP-UP LIFT/SLIDE HANDLES

FUNCTION

Pop up handles with 10mm pin for lift/slide systems offering flush installation

SPECIFICATIONS

- 10mm pin
- Both right and left 180° rotation on the pop-up handle
- Maximum sash weight 150kg



Important notice!

Lever is for lock operation **ONLY**. The flush part of the handle should be used for sliding. **Do not use** handle in the 90° position to lift/slide the sash!



Left opening



Right opening

COLORS

02	03	33
WHITE (RAL 9016)	BLACK MATT (RAL 9005)	SILVER EV1

5 YEAR Alumil GUARANTEE

Milling on profile

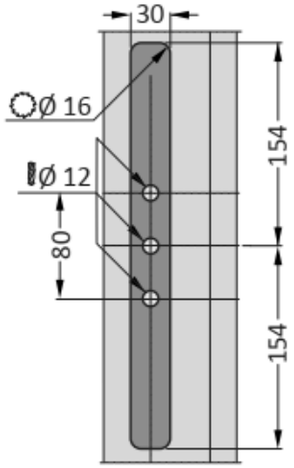

CODES & DESCRIPTIONS

EX-38025010xx	POP-UP HANDLE FOR LIFT/SLIDE 150 kg

STAINLESS STEEL/ALUMINIUM FIXED DOOR HANDLES

FUNCTION

Stainless steel or aluminium fixed handles for entrance doors

AVAILABLE VERSIONS

Flat: 40x10mm

Tubular Φ30

Tubular Φ30: with 55º legs

Classic & Minimal handle: length 26cm

SPECIFICATIONS

- 5 different lengths from 400 to 1800mm
- Available in single or pair versions with stabilizing rosette for single handles or installation kit for pair ones

240H
SALT-SPRAY
Grade 4

5 YEAR
Alumil
GUARANTEE



Flat design		Tubular design		Tubular design 55º		Classic	Minimal
Installation Manual	Installation Manual	Installation Manual	Installation Manual	Installation Manual	Installation Manual	Installation Manual	Installation Manual
Single version	Pair version	Single version	Pair version	Single version	Pair version		

CODES & DESCRIPTIONS

EX-4554910416	FIXED DOOR HANDLE ALUMIL FLAT INOX 400mm	EX-4554920416	PAIR OF FIXED DOOR HANDLES ALUMIL FLAT INOX 400mm
EX-4554910816	FIXED DOOR HANDLE ALUMIL FLAT INOX 800mm	EX-4554920816	PAIR OF FIXED DOOR HANDLES ALUMIL FLAT INOX 800mm
EX-4554911016	FIXED DOOR HANDLE ALUMIL FLAT INOX 1000 mm	EX-4554921016	PAIR OF FIXED DOOR HANDLES ALUMIL FLAT INOX 1000mm
EX-4554911416	FIXED DOOR HANDLE ALUMIL FLAT INOX 1400mm	EX-4554921416	PAIR OF FIXED DOOR HANDLES ALUMIL FLAT INOX 1400mm
EX-4554911816	FIXED DOOR HANDLE ALUMIL FLAT INOX 1800mm	EX-4554921816	PAIR OF FIXED DOOR HANDLES ALUMIL FLAT INOX 1800mm
EX-4552710416	FIXED DOOR HANDLE ALUMIL TUBULAR INOX 400mm	EX-4552720416	PAIR OF FIXED DOOR HANDLES ALUMIL TUBULAR INOX 400mm
EX-4552710816	FIXED DOOR HANDLE ALUMIL TUBULAR INOX 800mm	EX-4552720816	PAIR OF FIXED DOOR HANDLES ALUMIL TUBULAR INOX 800mm
EX-4552711016	FIXED DOOR HANDLE ALUMIL TUBULAR INOX 1000mm	EX-4552721016	PAIR OF FIXED DOOR HANDLES ALUMIL TUBULAR INOX 1000mm
EX-4552711416	FIXED DOOR HANDLE ALUMIL TUBULAR INOX 1400mm	EX-4552721416	PAIR OF FIXED DOOR HANDLES ALUMIL TUBULAR INOX 1400mm
EX-4552711816	FIXED DOOR HANDLE ALUMIL TUBULAR INOX 1800mm	EX-4552721816	PAIR OF FIXED DOOR HANDLES ALUMIL TUBULAR INOX 1800mm
EX-4552730416	FIXED DOOR HANDLE ALUMIL TUBULAR INOX 55 DEG 400mm	EX-4552740416	PAIR OF FIXED DOOR HANDLES ALUMIL TUBULAR INOX 55 DEG 400mm
EX-4552730816	FIXED DOOR HANDLE ALUMIL TUBULAR INOX 55 DEG 800mm	EX-4552740816	PAIR OF FIXED DOOR HANDLES ALUMIL TUBULAR INOX 55 DEG 800mm
EX-4552731016	FIXED DOOR HANDLE ALUMIL TUBULAR INOX 55 DEG 1000mm	EX-4552741016	PAIR OF FIXED DOOR HANDLES ALUMIL TUBULAR INOX 55 DEG 1000mm
EX-4552731416	FIXED DOOR HANDLE ALUMIL TUBULAR INOX 55 DEG 1400mm	EX-4552741416	PAIR OF FIXED DOOR HANDLES ALUMIL TUBULAR INOX 55 DEG 1400mm
EX-4552731816	FIXED DOOR HANDLE ALUMIL TUBULAR INOX 55 DEG 1800mm	EX-4552741816	PAIR OF FIXED DOOR HANDLES ALUMIL TUBULAR INOX 55 DEG 1800mm
EX-4551055116	FIXED DOOR HANDLE CLASSIC MAT CHROME		
EX-4551705116	FIXED DOOR HANDLE MINIMAL INOX		

SIMPLE SOLUTION OF EXTERIOR FINGER PULL HANDLE – DOOR CATCH FOR BALCONY DOORS



FUNCTION

Exterior finger pull handle combined with the door catch provides a simple and elegant solution for holding the balcony door in closed position during the use of the balcony



TECHNICAL FEATURES

- Elegant design
- Sturdy fixing of the finger pull handle ensures extended lifetime even for larger balcony doors
- Non visible pull handle fixing screws
- Available drilling jig for ease of installation
- Door catch available in euro groove and pvc groove versions
- Base for door catch (euro groove, pvc groove) works with bullet-catch roller

Installation Manual

PVC groove door catch



COLORS

PAINTING BY REQUEST

02	03	33
WHITE (RAL 9016)	BLACK MATT (RAL 9005)	SILVER EV1

Euro groove door catch



Installation Manual

5 YEAR Alumil GUARANTEE

CODES & DESCRIPTIONS

EX-38011590xx	EXTERIOR WINDOW FINGER PULL HANDLE
EX-3801159999	DRILLING JIG FOR EXTERIOR WINDOW FINGER PULL HANDLE
EX-4159620000	DOOR CATCH WITH ROLLER EURO GROOVE
EX-4407616000	BASE FOR DOOR CATCH EURO GROOVE FOR ADJOINING PROFILE
EX-4407611800	BASE FOR DOOR CATCH PVC GROOVE
EX-4166550003	BULLET-CATCH ROLLER BLACK

ALUMIL “STANDARD” EURO GROOVE T/T MECHANISM 130KG



FUNCTION

Alumil branded euro-groove hardware for all Alumil 15/20 sash euro groove profile systems

AVAILABLE FEATURES

Alumil Euro Groove Tilt and Turn Cremone

Alumil 7mm spindle handle

SPECIFICATIONS

- All hinge parts completely clampable, enabling efficient installation with no drilling necessary
- The connecting-rod geometry (Ø6mm) is perfectly adapted to the 15/20 sash groove
- Available for the following **sash dimensions**:
  - **Width:** from 355 to 1700mm*
  - **Height:** from 500 to 2400mm for sash weight up to 100kg, or from 500 to 2800mm for sash weight up to 130kg
  - **Weight:** up to 130kg
- For sash widths exceeding 1350mm an additional stay arm is required *
- Convenient 3D hardware adjustment
- All hardware components are suitable for left and right-handed windows
- Mishandling device for both handle versions
- Also available in TBT version (Tilt at 90o and turn at 180º)

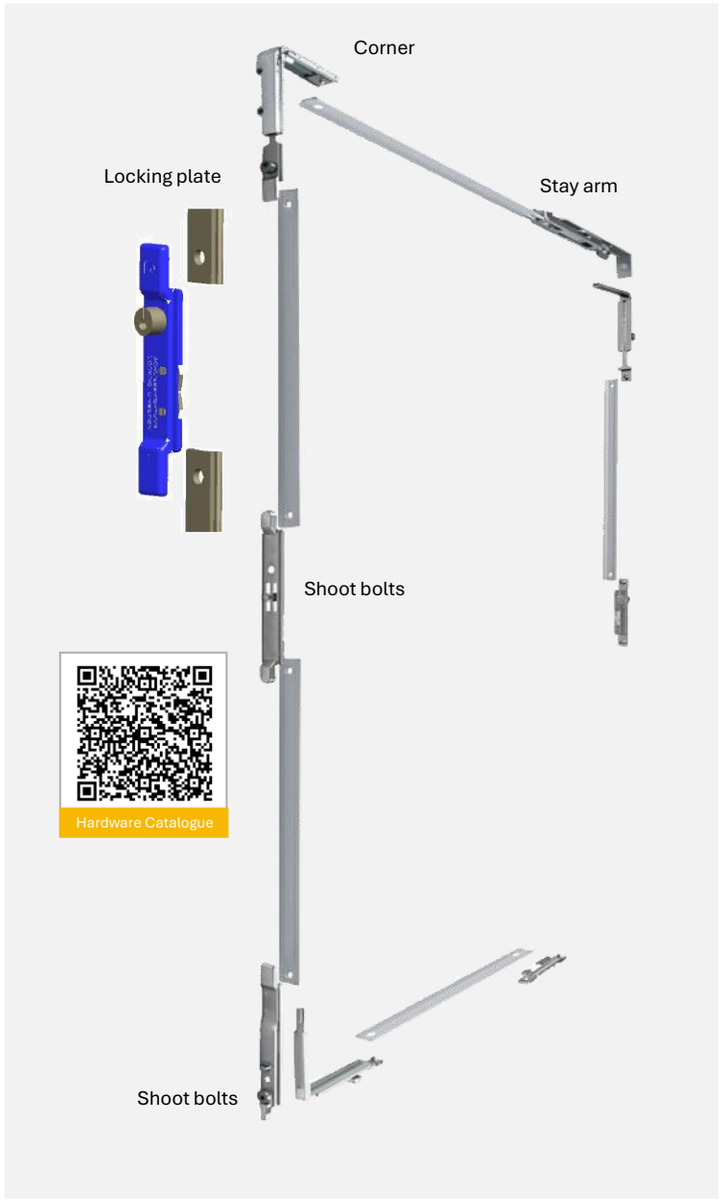

Adjustments		
Corner hinge	± 1.0 mm lateral	± 1.5 mm height
Stay arm	± 3 mm lateral	± 1 mm Gasket pressure
Locking cams	± 1 mm Gasket pressure	

COLORS

PAINTING BY REQUEST

02	03	11
WHITE (RAL 9016)	BLACK MAT (RAL 9005)	SILVER Anodic Ice

RAL GZ 607/3:2017

EN 13126-8:2006

10000 CYCLES Grade H2

240H SALT-TEST Grade 4 — Mechanism

1000H SALT-TEST Grade 5 — Zamak elements

5 YEAR Alumil GUARANTEE

CODES & DESCRIPTIONS

Part numbers, descriptions and application ranges are depicted in the corresponding hardware catalogue and installation drawings

ALUMIL “ADVANCED” EURO GROOVE T/T MECHANISM 150KG

FUNCTION

Alumil branded Euro-groove hardware for all Alumil 15/20 sash euro groove profile systems

AVAILABLE FEATURES

Alumil Euro Groove Tilt and Turn Cremone

Alumil 7mm spindle handle

SPECIFICATIONS

- Performing, due to innovative materials and technical solutions with an ease of adjustment in the three dimensions and fast assemply
- Mishandling device for both handle versions
- All hardware components are suitable for left and right-handed window
- Convenient 3D hardware adjustment
- General gasket pressure adjustment on all eccentric locking cams using a 3mm allen key, to achive optimized pressure and tightness of the sash
- All hinge parts completely clampable, enabling efficient installation with no drilling necessary
- The connecting-rod Ø6mm coupling-system simplifies hardware installation
- The connecting-rod geometry is perfectly adapted to the 15/20 sash groove
- Latch available for the second sash
- Available for the following **sash dimensions**:
  - **Width:** from 400 to 1700mm
  - **Height:** from 500 to 3000mm
  - **Weight:** up to 150kg
- For sash widths exceeding 1600mm an additional stay arm is required



Gear box



Gear box

Installation Manual

Hardware Catalogue

COLORS

02	03	11
WHITE (RAL 9016)	BLACK MATT (RAL 9005)	SILVER Anodic Ice

Extra locking points according to sash dimensions

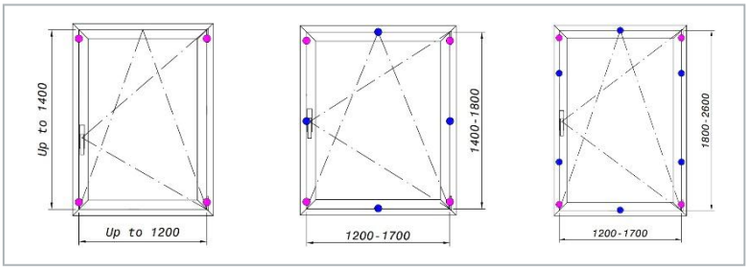

RAL GZ 607/3:2017

EN 13126-8:2017

10000 CYCLES Grade H2

480H SALT-SPRAY Grade 5

5 YEAR Alumil GUARANTEE

SKG Burglar Resistance

CODES & DESCRIPTIONS

Part numbers, descriptions and application ranges are depicted in the corresponding hardware catalogue and installation drawings

ALUMIL “STANDARD” CONCEALED EURO GROOVE T/T MECHANISM 150KG



FUNCTION

Alumil branded euro groove hardware for all Alumil 15/20 sash euro groove profile systems

AVAILABLE VERSIONS

Alumil Cremone T/T euro groove

Secustic Alumil spindle handle 7mm

SPECIFICATIONS

- Tilt/turn hardware system available for both versions
- All hardware components are suitable for left and right-handed windows
- Convenient 3D hardware adjustment
- General gasket pressure adjustment on all eccentric locking cams using a 4mm Allen key to achieve optimized pressure and tightness of the sash
- Simple and intuitive assembly, with no drilling or template required
- The connecting-rod Ø6mm coupling-system simplifies hardware installation
- The connecting-rod geometry is perfectly adapted to the 15/20 sash groove
- Minimal aesthetics due to concealed hinges
- Available for the following **sash dimensions**:
  - **Width:** from 530 to 1600mm
  - **Height:** from 500 to 2800mm
  - **Weight:** up to 150kg
- Four different hardware locking options for the passive sash
- Extra locking points according to sash dimensions
- Alumil branded

Hardware Catalogue



Adjustments			
Stay Arm	+2,-4 mm horizontal		
Locking Cams	± 1 mm gasket pressure		
Corner Hinge	+3,-1.5 mm height	+2,-1 mm horizontal	± 0.8 mm Gasket pressure

EN 13126-8:2018-1

10000 CYCLES Grade H2

240H SALT-SPRAY Grade 4

Mechanism

1000H SALT-SPRAY Grade 5

Individual zinc die-cast component

5 YEAR Alumil GUARANTEE

CODES & DESCRIPTIONS

Part numbers, descriptions and application ranges are depicted in the corresponding hardware catalogue and installation drawings

ALUMIL “ADVANCED” CONCEALED EURO GROOVE T/T MECHANISM 180KG

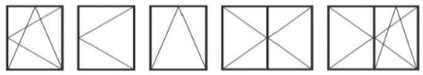

FUNCTION

Concealed tilt/turn mechanism for all Alumil euro groove systems suitable for tilt/turn, side-hung and bottom hung openings (skylights)

SPECIFICATIONS

- Available for bottom hung, side hung and tilt/turn single and double windows
- Available for the following **sash dimensions**:
  - **Width:** from 422 to 1700mm
  - **Height:** from 600 to 2600mm
  - **Weight:** up to 180kg
- 180° window opening
- Simple and intuitive assembly, with no drilling or template required
- Patented 3D adjusting system
- Special hinge design for strong clamping in closed position and resistance to windload
- Easy one-man sash hanging
- Special hinges for bottom hung up to 160kg
- Combined with Alumil 7mm pin handle
- Standard 1 sash kit with WOSD on corner and top and bottom locking points
- Standard 2 sash kit with bottom shoot bolt
- Extra shoot bolt for top locking if required
- Extra locking points according to sash dimensions

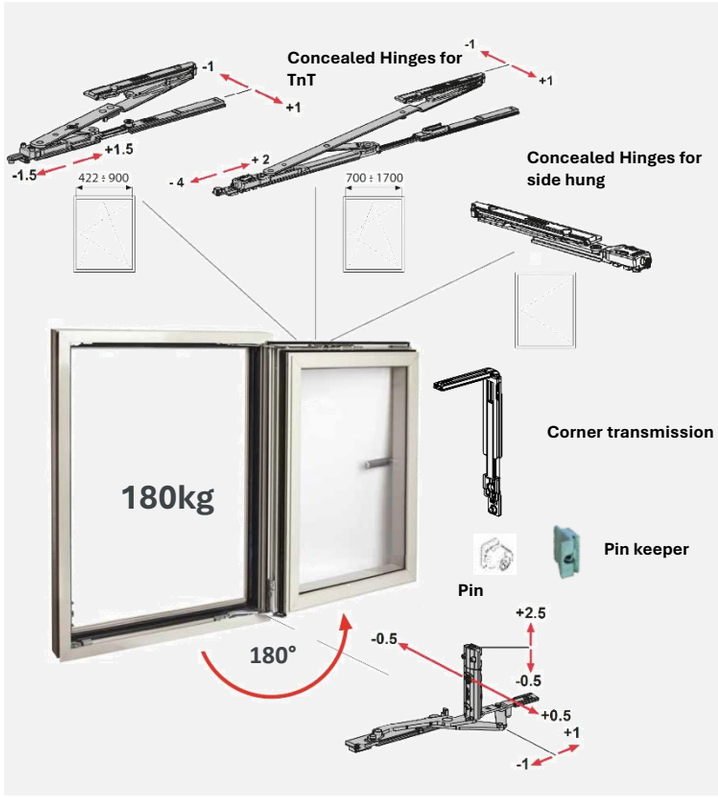

Extra locking points according to sash dimensions

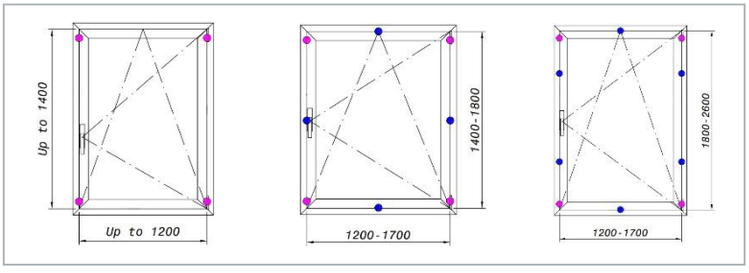

Gear box

Installation Manual

Hardware Catalogue

EN 1191:2013-4

RAL GZ 607/3:2009

EN 13126-8:2006

EN 14351-1:2006-07

15000 CYCLES Grade 4

240H SALT-SPRAY Grade 4

5 YEAR Alumil GUARANTEE

CODES & DESCRIPTIONS

EX-4211461000	SINGLE SASH BASIC T/T KIT	EX-4211200100	KIT OF CONCEALED HINGES 180KG TnT 480-800 RIGHT
EX-4211462000	DOUBLE SASH BASIC T/T KIT WITH LOWER SECOND SASH LATCH	EX-4211200200	KIT OF CONCEALED HINGES 180KG TnT 480-800 LEFT
EX-4210650000	HANDLE MECHANISM (GEAR BOX) WITH PIN	EX-4211201100	KIT OF CONCEALED HINGES 180KG TnT 700-1700 RIGHT
EX-4211495000	CORNER TRANSMISSION FOR CONCEALED T/T MECH. 180KG	EX-4211201200	KIT OF CONCEALED HINGES 180KG TnT 700-1700 LEFT
EX-4211596000	ADJUSTABLE PIN FOR ADDITIONAL LOCKING	EX-4211204100	KIT OF CONCEALED HINGES 180KG SIDE HUNG RIGHT
EX-3601597100	PIN KEEPER FOR ADDITIONAL LOCKING	EX-4211204200	KIT OF CONCEALED HINGES 180KG SIDE HUNG LEFT
EX-4741500000	EXTRA TOP LATCH FOR DOUBLE SASH 215mm	EX-4211208000	KIT OF CONCEALED HINGES 120-160KG BOTTOM HUNG
EX-4740412409	SINGLE KEEPER FOR LATCH EURO GROOVE ZAMAK SILVER GALV		

PVC GROOVE T/T MECHANISM

FUNCTION

PVC groove hardware system for all Alumil 16mm sash groove profile systems

AVAILABLE VERSIONS

According to **hinge type**:

Drilled Hinge (D type): surface mounted hardware with sash opening angle up to 180°

Clamped Hinge (C type): hardware components clamped to the frame without the need of drilling the profile

Concealed –Clamped Hinge (C-C type): invisible hardware components clamped to the frame with sash opening angle up to 100°

According to **gear type:**

Constant: fixed-position handle installation (G dimension)

Variable: variable-position handle installation (G dimension)

According to **security level:**

Basic level

High level

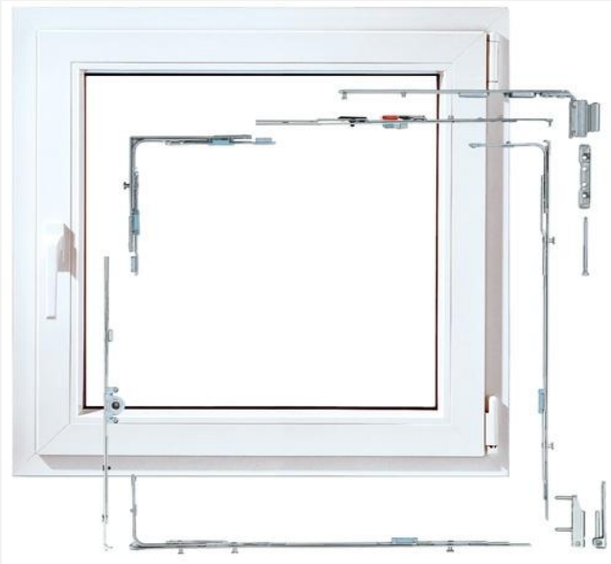

SPECIFICATIONS

- Compatible with Alumil 7mm pin handle
- All hardware components are suitable for left and right-handed windows
- Convenient 3D hardware adjustment
- 2 different hardware locking options for the passive sash
- WOSD on the handle side gear
- Backset of gear: 7,5 και 15mm
- Fast and easy fabrication for mass production
- Very high security levels (up to RC3) depending on the system

Basic Security

Hardware Catalogue

High Security

Hardware Catalogue

Hinde Type



Drilled
(D type)



Clamped
(C type)



Concealed
(C-C type)

Locking Type

Security mushroom cam



RAL
GZ 607/3:2009

EN
13126-8:2006

15000 CYCLES
Grade 4
D type, 130kg

240H SALT-SPRAY
Grade 4
Mechanism

1000H SALT-SPRAY
Grade 5
Individual zinc die-cast component

10 YEAR Alumil EXTENDED GUARANTEE

CODES & DESCRIPTIONS

Part numbers, descriptions and application ranges are depicted in the corresponding hardware catalogue and installation drawings

ALUMIL LIFT/SLIDE MECHANISM

FUNCTION

Alumil branded lift/slide hardware for all Alumil lift/slide systems providing smooth and quiet movement of sliding sashes and enhanced security

AVAILABLE VERSIONS

According to **locking type:**

Alumil Pin on the Gear with flat striker on the frame:

- Three oval shaped locking points
- Gear available in two lengths for sash heights: 1865-2765mm
- Extensions of 500mm are available without locking point for aesthetics

Standard locking with the locking plate on the frame:

- Two locking points with a third also available and concealed on the gear if required
- Gear available in four lengths for sash heights: 865-2765mm
- Extensions of 500mm are available without locking point for aesthetics and with locking point for enhanced security

According to **sash weight**:

Standard version: sashes up to 250kg (up to 500kg with additional rollers and lift unit)

Heavy duty version: sashes up to 350kg (up to 600kg with additional rollers and lift unit)

SPECIFICATIONS

- **Gear backset:** 27,5mm or 37.5mm
- **Sash width:** from 700 to 3300 mm
- Gears can accommodate profile cylinders for enhanced security
- Combined with Alumil 10mm pin handle
- Special locking plate for ventilation
- Tension spring available for smoother lifting of heavy sashes (>200kg). Retrofitting is possible
- Handle dampener available for smoother and safer lowering of the sash. Prevents high speed strike back of the handle. Recommended for sashes >100kg. Mainly used as a child safety device. Retrofitting is possible
- A third light-weight version is also available for sashes up to 90kg. Two locking points only, with no gear extension and profile cylinder option available and for widths up to 1.900mm. Combined with Alumil 7mm pin long handle

5 YEAR Alumil GUARANTEE

EN 13126-8:2006

25000	Mechanism: 240H	Individual zing die-cast component: 1000H
CYCLES	SALT-SPRAY	SALT-SPRAY
Grade 5	Grade 4	Grade 5

Standard Gear
with locking point in sash



Alumil Pin Gear with mushroom locking point
locking plate in sash



Standard version rollers (<250kg)



Light Duty 90kg Mechanism

Hardware Catalogue

Heavy duty Mechanism

Hardware Catalogue

Heavy duty version rollers (<350kg)



Additional heavy duty version rollers (<600kg)



Tension spring

Handle dampener



Soft close

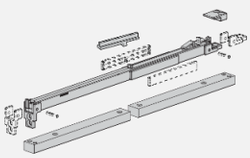

Installation Manual

Lift unit



Installation Manual

Anti Lift



Installation Manual

CODES & DESCRIPTIONS

Part numbers, descriptions and application ranges are depicted in the corresponding hardware catalogue and installation drawings

ALUMIL GEARBOX SOLUTIONS





FUNCTION

Gear transmission solutions for curtain walls and opening or tilt-and-turn windows

AVAILABLE VERSIONS

Standard gearbox

- Available in different backsets
- **Operation:** 90° for opening single direction windows and 180° for t/t single direction windows
- **Expansion:** 18mm for t/t window gearbox
- **Fixing:** with allen screws on the euro groove

Curtain wall gearbox

- **Expansion:** Bi-directional 18mm throw
- **Fixing:** with no machining on the eurogroove
- **Operation:** by 7mm pin handle (Alumil Slim)

Adjustable bi-directional gearbox

- **Backset:** from 23mm to 34mm
- **Expansion:** Bi-directional 18mm **throw with the use of connector pin**
- Extra code for connector pin
- **Operation:** by 7mm pin handle (Alumil Slim) for open out windows

Bi-directional gearbox

- **Backset**: 35mm

Open out windows

Hardware Catalogue

Curtain wall

Hardware Catalogue

Standard gearbox for spindle handles



Curtain wall gearbox



Adjustable bi-directional gearbox

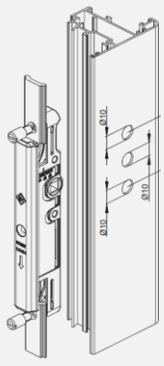

35mm gearbox



Installation Manual

30000 CYCLES

480H SALT-SPRAY Grade 5

5 YEAR Alumil GUARANTEE

12 YEAR EXTENDED GUARANTEE

CODES & DESCRIPTIONS

EX-4159163000	GEAR FOR SPINDLE HANDLE 180o NO WOSD F:30mm	EX-6300150603	BI-DIRECTIONAL GEARBOX FOR CURTAIN WALL LEFT
EX-4159163500	GEAR FOR SPINDLE HANDLE 180o NO WOSD F:35mm	EX-6301150603	BI-DIRECTIONAL GEARBOX FOR CURTAIN WALL RIGHT
EX-4159164000	GEAR FOR SPINDLE HANDLE 180o NO WOSD F:40mm		
EX-4159164511	GEAR FOR SPINDLE HANDLE 180o NO WOSD F:45mm	EX-3806036260	ADJUSTABLE TWO-WAY GEARBOX FOR OPEN OUT 23-34mm BLACK
EX-4159482500	GEAR FOR SPINDLE HANDLE 90° F:25mm	EX-3806028000	ROD CONNECTOR FOR GEARBOX / CREMONE OPEN OUT L=25mm
EX-4155948300	GEAR FOR SPINDLE HANDLE 90° F:30mm		
EX-4159483500	GEAR FOR SPINDLE HANDLE 90° F:35mm	EX-4050410800	GEARBOX 35mm OUTWARD OPENING
EX-4159484000	GEAR FOR SPINDLE HANDLE 90° F:40mm		
EX-4159484500	GEAR FOR SPINDLE HANDLE 90° F:45mm		



SHOOT BOLTS

FUNCTION

Second sash shoot bolts for windows and doors

AVAILABLE VERSIONS

- Available for flat door and euro groove profiles
- Available in finger and lever operated versions
- Available in standard and adjustable rod length
- Available in plastic and metal versions

Upper latch keeper



Lower latch flat keeper



Lower latch deep keeper



Σύρτης euro groove 14/18

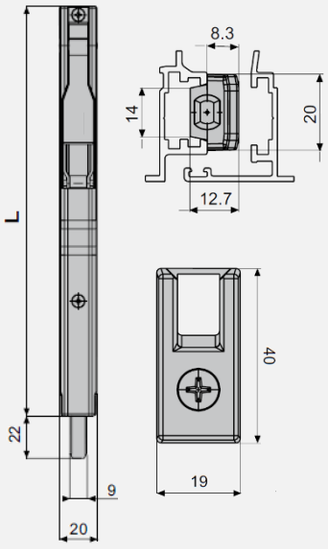

Σύρτης euro groove 15/20

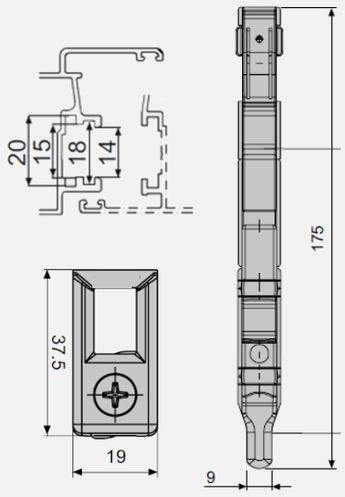

Second sash euro groove standard latch set



Latch door flat profile

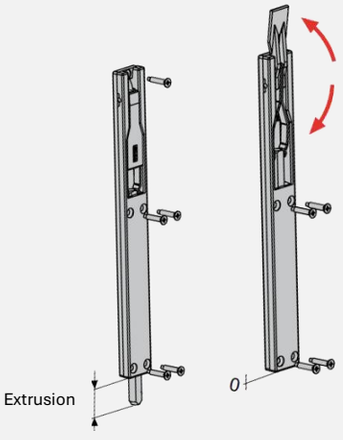

5 YEAR Alumil GUARANTEE

CODES & DESCRIPTIONS

EX-4740371533	LATCH DOOR FLAT PROFILE 220x24,5x10mm EXTR. 24,5mm SILVER ANOD.	EX-4740372011	LATCH EURO GROOVE 14/18 L:220mm SILVER GALV.
EX-4743716033	LATCH DOOR FLAT PROFILE 450x24,5x10mm EXTR. 24,5mm SILVER ANOD.	EX-4740372109	LATCH EURO GROOVE 14/18 L:450mm SILVER GALV.
EX-4740371709	LATCH DOOR FLAT PROFILE 650x24,5x10mm EXTR. 24,5mm SILVER ANOD.	EX-4740412409	SINGLE KEEPER FOR LATCH EURO GROOVE ZAMAK SILVER GALV.
EX-4743722109	LATCH DOOR FLAT PROFILE 140x22x8mm EXTR. 22x9mm SILVER		
EX-4743722209	LATCH DOOR FLAT PROFILE 220x22x8mm EXTR. 24,5x9mm SILVER	EX-4743828009	LATCH EURO GROOVE 15/20 175mm SILVER GALV.
EX-4743722309	LATCH DOOR FLAT PROFILE 220x22x8mm EXTR. 35x9mm SILVER	EX-4744102000	SINGLE KEEPER FOR LATCH EURO GROOVE PLASTIC
EX-4740373800	LOWER LATCH DEEP KEEPER FOR DOORS		
EX-4743734000	LOWER LATCH FLAT KEEPER FOR DOORS	EX-4742200500	SECOND SASH STANDARD LATCH SET
EX-4743733000	UPPER LATCH KEEPER FOR DOORS		

OPENING LIMITERS

FUNCTION

Hardware that limits the opening angle of hinged systems to avoid collision on nearby fixed objects. Also used as child safety device. Suitable for all euro groove and PVC groove windows

AVAILABLE VERSIONS

Stay arm for buttom hung: for euro groove or PVC groove

Side hung limiter: for PVC groove

Limiter with adjustable brake: for side hung or t/t windows

Limiter with telescopic 5 positions: for top hung windows

Limiter with hold open and releasable arm

SPECIFICATIONS

- Perfect fit at all opening Alumil systems
- Fits all standard Euro groove and PVC groove systems
- Adjustable opening angle depending on arm placement

5 YEAR Alumil GUARANTEE

Limiter with adjustable brake

EN	15000	480H
13126-8	CYCLES Grade 4	SALT-SPRAY Grade 5

Stay arm for bottom hung
Euro groove

Installation Manual

Limitation arm with brake euro groove
220mm

Installation Manual

480mm

Installation Manual

Stay arm for bottom hung
Euro groove Basic



Stay arm for bottom hung
Euro groove 150mm & 220mm



Stay arm for bottom hung
PVC groove



Stay arm for side hung
PVC groove



Limitation arm with brake
Euro groove 220mm & 480mm

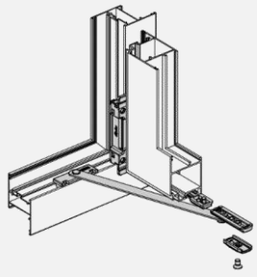

Laser telescopic 5 position
Euro groove top hung stay arm



Window arm limiter- Handle block
*available in NYC approved editon

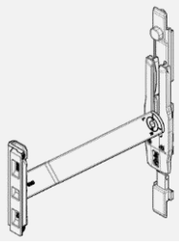

CODES & DESCRIPTIONS

EX-4731000000	STAY ARM BOTTOM HUNG EURO GROOVE BASIC 350<Sh<1000mm Wmax: 50kg	EX-4730195500	LASER TELESCOPIC 5 POSITION EURO GROOVE STAY ARM TOP HUNG ZAMAK
EX-4167650000	STAY ARM FOR BOTTOM HUNG PVC GROOVE	EX-4731954000	LASER TELESCOPIC STAY ARM PAIR 5 POSITION EURO GROOVE TOP HUNG INOX
EX-4731322800	STAY ARM BOTTOM HUNG EURO GROOVE 150mm Shmax: 600mm Wmax: 50kg	EX-4211456000	WINDOW ARM LIMITER (HANDLE BLOCK) EURO GROOVE
EX-4730322700	STAY ARM BOTTOM HUNG EURO GROOVE 220mm Shmax: 1400mm Wmax: 100kg	EX-4211456100	WINDOW ARM LIMITER (HANDLE BLOCK) EURO GROOVE NYC
EX-4741459000	LIMITATION ARM WITH BRAKE EURO GROOVE 220mm	EX-4160070011	LIMITER FOR SIDE HUNG DRILLED (D), CLAMPED (C) PVC GROOVE
EX-4741459800	LIMITATION ARM WITH BRAKE EURO GROOVE 480mm	EX-4168860211	LIMITER FOR SIDE HUNG CONCEALED (CC) PVC GROOVE
		EX-4154663100	KEEPER FOR SIDE HUNG PVC GROOVE

EURO GROOVE STAY ARMS

FUNCTION

Ψαλίδια προβολής για όλα τα προβαλλόμενα συστήματα Alumil με προφίλ euro groove. Τα μικρά ψαλίδια μπορούν να χρησιμοποιηθούν και σε τυπολογίες ανοιγομένων παραθύρων

AVAILABLE VERSIONS

Heavy Duty

- Asymmetrical upper part for enhanced return and closing of the sash
- Specially shaped to be self-locating in the sash-side 15/20 euro groove for easy mounting
- Secures to the sash with a pre-installed grub screw
- The arm mounts to the 14/18 groove frame with self-tapping screws (not included) and special spacer
- Maximum sash height: up to 2000mm, maximum sash width: up to 1700mm and weight up to 100kg
- 10” and 16” stay arms are also applicable to side hung outward opening windows

Standard Duty

- Maximum sash height: up to 1000mm and weight up to 55kg
- 21mm stack height of friction stay offers groove to groove direct concealed fixing without the use of additional packing
- Friction stay arms made from INOX AISI 304 with friction slider made from polyamide



Heavy Duty

Installation Manual

Standard Duty

EN 13126-6:2018 | 20000 CYCLES Grade 4 | 480H SALT-SPRAY Grade 5 | 5 YEAR Alumil GUARANTEE

Heavy Duty

EN 13126-6:2009 | 25000 CYCLES Grade 5 | 480H SALT-SPRAY Grade 5 | 5 YEAR Alumil GUARANTEE

A/A	Top Hung configuration			
Arm length (inch/mm)	Maximum opening angle	Max height (mm)	Max width (mm)	Max weight (kg)
Heavy Duty				
10/259	50°	650	1500	50
16/414	30°	800	1500	100
	50°			55
22/567	20°	1500	1700	100
	45°			80
28/713	15°	2000	1700	100
Standard Duty				
10/242	45°	600	-	40
12/292	45°	750	-	45
16/391	30°	1000	-	55
20/494	30°	1250	-	60
24/609	20°	1500	-	65
A/A	Side Hung configuration			
Arm length (inch/mm)	Maximum opening angle	Max height (mm)	Max width (mm)	Max weight (kg)
Heavy Duty				
10/259	50°/84°	1500	650	35
16/414	30°	1600	700	60
	50°/90°			42

CODES & DESCRIPTIONS

EX-4008349000	PAIR OF TOP HUNG ARMS 10" EURO GROOVE 50KG 50° OPENING
EX-4008350000	PAIR OF TOP HUNG ARMS 16” EURO GROOVE 55/100KG 50°/30° OPENING
EX-4008351000	PAIR OF TOP HUNG ARMS 22” EURO GROOVE 80/100KG 45°/20° OPENING
EX-4008352000	PAIR OF TOP HUNG ARMS 28” EURO GROOVE 100KG 15° OPENING
EX-4000197100	SHIM FOR 14/18 FRAMES FOR PROJECTING-OUT WINDOW STAY ARMS
EX-4008361000	PAIR OF TOP HUNG ARMS 10” EURO GROOVE 40KG 45° OPENING
EX-4008361200	PAIR OF TOP HUNG ARMS 12” EURO GROOVE 45KG 45° OPENING
EX-4008361600	PAIR OF TOP HUNG ARMS 16” EURO GROOVE 55KG 30° OPENING
EX-4008362000	PAIR OF TOP HUNG ARMS 20” EURO GROOVE 60KG 30° OPENING
EX-4008362400	PAIR OF TOP HUNG ARMS 24” EURO GROOVE 65KG 20° OPENING

SIMPLE LOCKING SOLUTIONS FOR OPENING SYSTEMS

FUNCTION

Simple locking solutions for opening systems with easy fabrications at great value

AVAILABLE SOLUTIONS

Finger catch:

- May be installed post-production on site
- Κλειδώνει αυτόματα κατά το κλείσιμο του φύλλου
- Adjustable closing force
- Fits all standard Euro groove and PVC groove systems

Cremone kit:

- Συνεργάζεται με την σπανιολέτα ανοιγόμενων Alumil
- 2 standard locking points top and bottom
- Fits all standard Euro groove systems

Handle lock:

- Easy operation and low maintenance
- Fits all standard Euro groove and PVC groove systems

Finger catch





Cremone kit



Handle lock



5 YEAR Alumil GUARANTEE

COLORS

	PAINTING BY REQUEST	02 WHITE (RAL 9016)	03 BLACK MATT (RAL 9005)	11 SILVER ANODIZATION
EX-47001390xx		x	x	
EX-47003217xx	x	x	x	x
EX-38050500xx		x	x	

CODES & DESCRIPTIONS

EX-47001390xx	ADJUSTABLE FINGER CATCH FOR PVC GROOVE
EX-47003217xx	ADJUSTABLE FINGER CATCH FOR EURO GROOVE
EX-4800009400	SIDE HUNG KIT FOR CREMONE ALUMIL
EX-38050500xx	CLOSING HANDLE FOR SMALL WINDOWS

ALUMIL SIMPLE LOCKING SOLUTION FOR SLIDING SYSTEMS

FUNCTION

Simple solution for sliding systems with single point locking and flush handle with Alumil logo

AVAILABLE VERSIONS

Lock: One-point locking with hook and automatic function available with the use of a spring for ease of use

Lock with key: 2 keys included

Flush handle: Full metal flush handle for enhanced security

SPECIFICATIONS

- Clipped for easy installation without the use of screws
- Applicable to all non-thermally broken sliding systems and shutters



Installation Manual

Hardware Catalogue

COLORS

	PAINTING BY REQUEST	02 WHITE (RAL 9016)	03 BLACK MATT (RAL 9005)	11 SILVER Anodic Ice
EX-63064520xx	x	x	x	
EX-63064521xx	x	x	x	x
EX-63064522xx	x	x	x	

EN 1670 | EN 13126-1 | EN 13126-19 | 25000 CYCLES Grade 5 | 240H SALT-SPRAY Grade 4 | 5 YEAR Alumil GUARANTEE

CODES & DESCRIPTIONS

EX-63064520xx	LOCK FOR SLIDING DOORS MALTA
EX-63064521xx	LOCK FOR SLIDING DOORS WITH KEY MALTA
EX-6306452328	LOCKING KIT FOR SLIDING LOCK MALTA Sw:28mm
EX-6306452332	LOCKING KIT FOR SLIDING LOCK MALTA Sw:32mm
EX-6306452335	LOCKING KIT FOR SLIDING LOCK MALTA Sw:35-38mm
EX-63064522xx	FLUSH HANDLE CLIPPED FOR SLIDING DOORS MALTA

MULTI POINT LOCK FOR SLIDING SYSTEMS

FUNCTION

Lock for Alumil sliding systems with multiple locking points

AVAILABLE VERSIONS

Locking points: from 1 to 4 locking points
Gear backsets: 7,5 and 15mm
Rotation angle: 90° or 180° (applies to BS 15)
Combi version: with round pin locking points
Version 90°: with profile cylinder hole for enhanced security

SPECIFICATIONS

- Large oval locking points for enhanced security
- Additional “antilift” accessory for extra protection against attempts to lift the sash from the outside
- Designed to work with the Alumil 7mm handles
- Integrated rubber bumper absorbs vibrations and ensures a smooth closing
- Works with an additional screw-on rubber absorber fitted to the lock (EX-6501145000)
- In locks 90°/180°
  - Potential of inserting an extra locking point via an 500mm extension
  - “Anti-return” function which prevents the unlocking of the gear through its locking pins
  - Available WOSD versions (wrong operation safety device), which require an additional strike plate set at the point where the protection comes into contact

5 YEAR Alumil GUARANTEE

EN 13126-1/19

25000 CYCLES Grade 5

96H SALT-SPRAY Grade 3

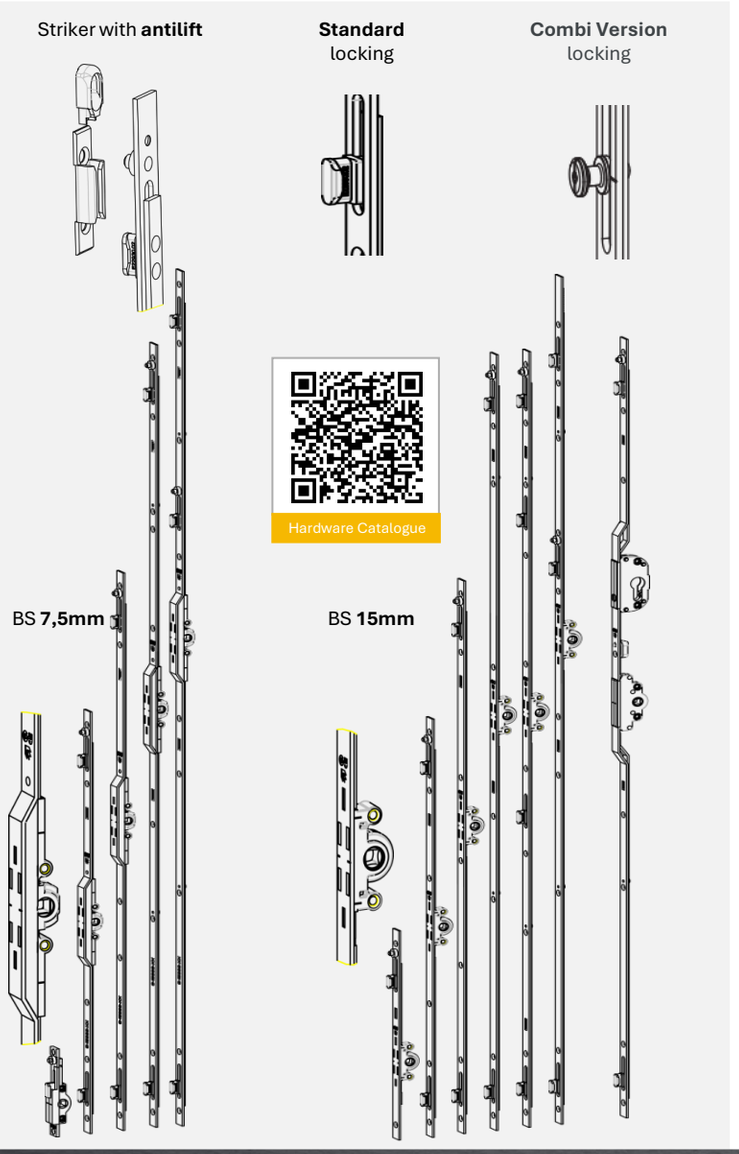

CODES & DESCRIPTIONS

EX-6307160311	SLIDING LOCK 90°/180° 300mm BS15 1 LOCKING POINT	EX-4161000000	SLIDING LOCK 1 POINT COMBI 120 mm BS15
EX-6307161311	SLIDING LOCK 90°/180° 300mm BS15 2 LOCKING POINTS	EX-4166400600	SLIDING LOCK 2 POINTS COMBI 600 mm BS15
EX-6307160611	SLIDING LOCK 90°/180° 600mm BS15 2 LOCKING POINTS	EX-4166401000	SLIDING LOCK 3 POINTS COMBI 1000 mm BS15
EX-6307161011	SLIDING LOCK 90°/180° 1000mm BS15 2 LOCKING POINTS	EX-4166401600	SLIDING LOCK 3 POINTS COMBI 1600 mm BS15
EX-6307162011	SLIDING LOCK 90°/180° 1000mm BS15 3 LOCKING POINTS	EX-6307182600	SLIDING LOCK 3 POINTS COMBI 1600mm BS 15 WITH CYLINDER HOLE
EX-6307161611	SLIDING LOCK 90°/180° 1600mm BS15 2 LOCKING POINTS	EX-6306200011	SLIDING LOCK STRIKER SILVER STRAIGHT BACK
EX-6307162611	SLIDING LOCK 90°/180° 1600mm BS15 4 LOCKING POINTS	EX-6306201011	CONE SPACER FOR SLIDING LOCK STRIKER SILVER
EX-6307161811	SLIDING LOCK 90°/180° 1800mm BS15 3 LOCKING POINTS	EX-6301819601	SLIDING LOCK EXTRA ANTILIFT STRIKER
EX-6302458711	EXTENSION 500mm FOR SLIDING LOCK BS15		
		EX-4405050901	SLIDING LOCK 1 POINT 120 mm BS7,5
EX-6301538600	SLIDING LOCK 90° 1600mm BS15 2 LOCK. POINTS WITH CYLINDER HOLE	EX-6303830611	SLIDING LOCK 2 POINTS 600 mm BS7,5
EX-6307170611	SLIDING LOCK 180° 600mm BS15 2 LOCK. POINTS WITH WOSD	EX-6308310011	SLIDING LOCK 2 POINTS 1000 mm BS7,5
EX-6307171611	SLIDING LOCK 180° 1600mm BS15 2 LOCK. POINTS WITH WOSD	EX-4163831800	SLIDING LOCK 3 POINTS 1800 mm BS7,5

MULTI POINT LOCK WITH HOOK FOR SLIDING SYSTEMS

FUNCTION

Sliding lock with stainless steel faceplate and hooks for Alumil systems with multiple locking points and cylinder lock option for enhanced security

AVAILABLE VERSIONS

Lock: single-point, two-point or three-point lock configurations
Lock with cylinder hole: for enhanced security

SPECIFICATIONS

- Hook bolts pull the sash to the closed position ensuring good sealing and the highest security by not allowing the sash to be lifted out of the guide rails
- Integrated mishandling device (WOSD) prevents crushing bolts on strikers
- Anti-pick security feature
- Works with Alumil 7mm handles



Hardware Catalogue

5 YEAR Alumil GUARANTEE

EN 13126-19

25000 CYCLES Grade 5

240H SALT-SPRAY Grade 4

200daN PULL RESISTANCE

CODES & DESCRIPTIONS

EX-6300990100	SLIDING LOCK 1 POINT 150mm BS15 WITH HOOKS INOX
EX-6300990200	SLIDING LOCK 2 POINTS 600mm BS15 WITH HOOKS INOX
EX-6300990300	SLIDING LOCK 3 POINTS 1000mm BS15 WITH HOOKS INOX
EX-6300990400	SLIDING LOCK 3 POINTS 1000mm BS15 WITH HOOKS INOX WITH CYLINDER HOLE
EX-6300111300	STRIKER OF SLIDING LOCK WITH HOOKS INOX

PILE SEALS

FUNCTION

Brush pile seals for air, water and dust sealing for all sliding systems

AVAILABLE VERSIONS

Simple brush pile seal: no fin
2-fin brush pile seal: 2-FIN
3-fin brush pile seal: TRI-FIN

TECHNICAL FEATURES

- Silent fin technology for smooth operation and easy sliding
- Excellent water and air sealing
- High quality production with standardized sizes for easy insertion to profile
- **Back width:** 6,9mm and 0,75mm thickness
- **Brush width (d):** 2,9mm (2,6-3,2mm)
- **Membrane:** at the same length with brush
- **Base tolerance:** +0,1, -0,2mm

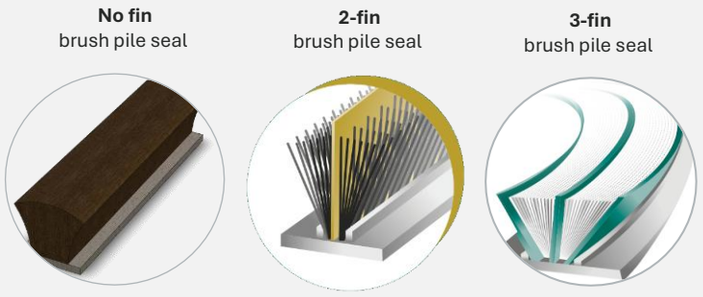

Dimensions

b PILE HEIGHT
+ 0,25 mm – 0,15 mm
If the height of the pile is superior to 6,50 mm
+ 4% -2,5%

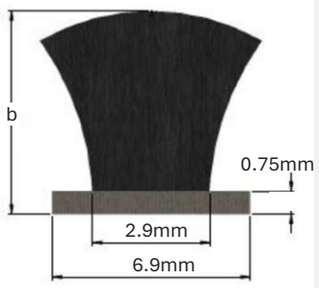

10 YEAR Alumil GUARANTEE

- **TRIFIN:** Class A4 air-tightness: UNE-EN 12207:2000
- EU Standards and AAMA 701/702-04 Class A

CODES & DESCRIPTIONS (Pile seal - Type - b - Color)

EX-6206930603	FIBER TRI-FIN BRUSH PILE SEAL 6mm BLACK	EX-6206910404	BRUSH PILE SEAL 4mm GREY
EX-6206930604	FIBER TRI-FIN BRUSH PILE SEAL 6mm GREY	EX-6206910503	BRUSH PILE SEAL 5mm BLACK
EX-6206930703	FIBER TRI-FIN BRUSH PILE SEAL 7mm BLACK	EX-6206910504	BRUSH PILE SEAL 5mm GREY
EX-6206930704	FIBER TRI-FIN BRUSH PILE SEAL 7mm GREY	EX-6206910602	BRUSH PILE SEAL 6mm WHITE
EX-6206930803	FIBER TRI-FIN BRUSH PILE SEAL 8mm BLACK	EX-6206910603	BRUSH PILE SEAL 6mm BLACK
EX-6206930804	FIBER TRI-FIN BRUSH PILE SEAL 8mm GREY	EX-6206910604	BRUSH PILE SEAL 6mm GREY
EX-6206930903	FIBER TRI-FIN BRUSH PILE SEAL 9mm BLACK	EX-6206910702	BRUSH PILE SEAL 7mm WHITE
EX-6206930904	FIBER TRI-FIN BRUSH PILE SEAL 9mm GREY	EX-6206910703	BRUSH PILE SEAL 7mm BLACK
EX-6206931003	FIBER TRI-FIN BRUSH PILE SEAL 10mm BLACK	EX-6206910704	BRUSH PILE SEAL 7mm GREY
EX-6206931004	FIBER TRI-FIN BRUSH PILE SEAL 10mm GREY	EX-6206910802	BRUSH PILE SEAL 8mm WHITE
		EX-6206910803	BRUSH PILE SEAL 8mm BLACK
EX-6206920603	FIBER 2-FIN BRUSH PILE SEAL 6mm BLACK	EX-6206910804	BRUSH PILE SEAL 8mm GREY
EX-6206920703	FIBER 2-FIN BRUSH PILE SEAL 7mm BLACK	EX-6206910002	BRUSH PILE SEAL 10mm WHITE
EX-6206920803	FIBER 2-FIN BRUSH PILE SEAL 8mm BLACK	EX-6206910003	BRUSH PILE SEAL 10mm BLACK
		EX-6206910004	BRUSH PILE SEAL 10mm GREY
		EX-6206911203	BRUSH PILE SEAL 12mm BLACK
		EX-6206911204	BRUSH PILE SEAL 12mm GREY
		EX-6206911403	BRUSH PILE SEAL 14mm BLACK
		EX-6206911404	BRUSH PILE SEAL 14mm GREY
		EX-6206911802	BRUSH PILE SEAL 18mm WHITE
		EX-6206911803	BRUSH PILE SEAL 18mm BLACK
		EX-6206911804	BRUSH PILE SEAL 18mm GREY
		EX-6206912504	BRUSH PILE SEAL 25mm GREY
		EX-6206912503	BRUSH PILE SEAL 25mm BLACK

ALUMIL SHOCK ABSORBERS

FUNCTION

Shock absorbers for window and shutter sashes

SPECIFICATIONS

- Available for Alumil systems S350 & M14600
- Easy to install
- Adjustable length of the bumper

SMARTIA M14600			
Sash M14611	Code EX-6501461110	Sash M14604	Code EX-6501460410
		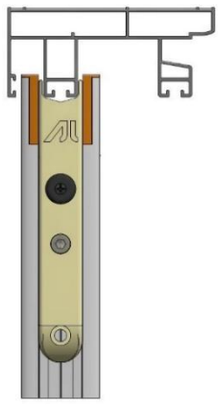	

SMARTIA S350		
Sash S384	Shutter Sash S364	Shutter Sash S325
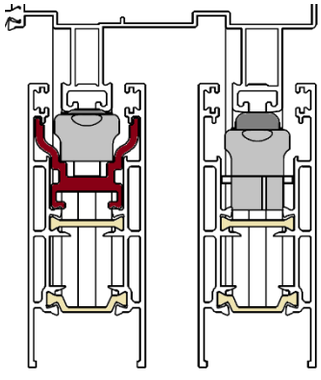 Κλειδαριά πολλαπλών σημείων / μονού σημείου	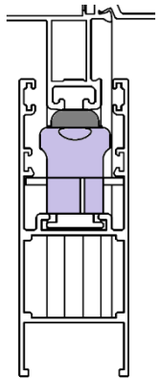	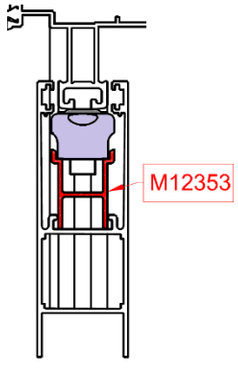
EX-6500325103 / EX-6500135103	EX-6500235103	EX-6500325103
		

CODES & DESCRIPTIONS

EX-6500135103	SHOCK ABSORBER FOR S384 FOR SINGLE POINT LOCK
EX-6500325103	SHOCK ABSORBER FOR S384 FOR MULTI POINT LOCKS AND FOR SHUTTER SASH S325 FOR SINGLE POINT LOCK
EX-6500235103	SHOCK ABSORBER FOR S364 FOR SINGLE POINT LOCK
EX-6501460410	SHOCK ABSORBER FOR M14604 SASH
EX-6501461110	SHOCK ABSORBER FOR M14611 SASH

ALUMIL ROLLERS

FUNCTION

High performance rollers specially designed for all Alumil sliding systems

AVAILABLE VERSIONS

Special composite wheel cover: smooth and silent operation

Inox wheel cover: increased weight capacity

SPECIFICATIONS

- Perfect fit for Alumil sliding systems
- Single, double and quad wheel rollers
- Quick and easy installation with screw or fixing plate
- Designed to achieve maximum adjustment, easy by one-man after sash installation
- In cases brush installed for inox guide rail cleaning
- Side to side self adjusting wheel
- Custom solutions upon request for higher sash weights

5 YEAR Alumil GUARANTEE

EN 13126:15

25000 CYCLES Grade 5

Single roller



Double roller



Hardware Catalogue

Plastic case roller



CODES & DESCRIPTIONS		Durability per set of rollers (per sash)
EX-6000210100	ROLLER PLASTIC DOUBLE M9000, M9200, M900, M9050	**90kg** (2 rollers/sash)
EX-6000235000	ROLLER PLASTIC DOUBLE S350	**180kg** (2 rollers/sash)
EX-6000235200	ROLLER PLASTIC DOUBLE S350 LT	**180kg** (2 rollers/sash)
INT-6000044100	ROLLER PLASTIC SINGLE S440	**90kg** (2 rollers/sash)
INT-6000044000	ROLLER PLASTIC DOUBLE S440	**180kg** (2 rollers/sash)
EX-6000110100	ROLLER PLASTIC SINGLE M900	**45kg** (2 rollers/sash)
EX-6000220600	ROLLER PLASTIC SINGLE M9028	**40kg** (2 rollers/sash)
EX-6000063000	ROLLER PLASTIC TRIPLE M630 & M12500 CONCEALED	**250kg** (2 rollers/sash) or **350kg** (4 rollers/sash)
EX-6006310300	ROLLER PLASTIC TRIPLE M630 ECLIPSE	**250kg** (2 rollers/sash) or **350kg** (4 rollers/sash)
EX-6002565200	ROLLER PLASTIC SINGLE S650 FLYSCREEN	**200kg** (2 rollers/sash)
INT-6002565100	ROLLER ALUMINIUM DOUBLE S650	**250kg** (2 rollers/sash) or **1000kg** (4 rollers/sash)
INT-6002965000	BASIC PAIR OF ROLLERS FLAT TRACK S650 ECLIPSE	**500kg** (1 basic pair/sash)
INT-6002965200	ADDITIONAL PAIR OF S650 ECLIPSE ROLLERS EXTENSION 500-1000KG	**1000kg** (1 basic + 1 additional pair/sash)
EX-6000450000	ROLLER PLASTIC DOUBLE M450	**180kg** (2 rollers/sash)
EX-6000120100	ROLLER ALUMINIUM SINGLE WITH PLATE M9000 & M9200 & FLYSCR.	**45kg** (2 rollers/sash)
EX-6000230400	ROLLER ALUMINIUM DOUBLE WITH PLATE M9000 & M9200 22mm	**90kg** (2 rollers/sash)
EX-6001460100	ROLLER ALUMINIUM SINGLE M14600	**90kg** (2 rollers/sash)
EX-6001460000	ROLLER ALUMINIUM DOUBLE M14600	**180kg** (2 rollers/sash)
EX-6001460400	ROLLER ALUMINIUM QUAD M14600	**300kg** (2 rollers/sash)
EX-6000032500	ROLLER ALUMINIUM DOUBLE M14400 AND SHUTTER S325	**180kg** (2 rollers/sash)
EX-6000056000	ROLLER ALUMINIUM DOUBLE S560 SLIDING	**200kg** (2 rollers/sash)
EX-6000456000	ROLLER ALUMINIUM QUAD S560 SLIDING	**300kg** (2 rollers/sash)
EX-6001200000	ROLLER ALUMINIUM DOUBLE M12500 & M45000	**200kg** (2 rollers/sash)
EX-6000412500	ROLLER ALUMINIUM QUAD M12500 & M45000	**300kg** (2 rollers/sash)
INT-6000500300	ROLLER ALUMINIUM QUAD S500	**1000kg** (2 rollers/sash)

ALUMIL INOX GUIDE RAILS

FUNCTION

Alumil inox guide rails for efficient and smooth sliding of sashes

AVAILABLE VERSIONS

U-type 0,8mm guide rail is used in:

- Simple sliding systems with plastic roller wheels, and
- Lift & slide systems: Smartia M450 and S560

U-type 1,0mm guide rail with PVC filling is used in Smartia M630

Heavy duty guide rail is used in:

- Lift & slide systems: Smartia S560 and Supreme S700
- Sliding systems with metal roller wheels: Smartia MF65, M630, Supreme SF85, S650, S650 Eclipse

SPECIFICATIONS

- Specially designed to remain clean from dust, dirt, etc.
- Stainless steel and anodized aluminium ensure no rusting in a wide range of environmental conditions
- Heavy duty guide rails prevent dents under extreme load
- U-type guide rails can be produced in custom length upon special project request

5 YEAR Alumil GUARANTEE



Application of guide rail



EX-6600045000 (AISI 304)



EX-6600061400 (AISI 316L)



EX-6600061300 (AISI 316L)



INT-6600165000 (AISI 316L)

CERTIFICATIONS

	Tested along with rollers for 25.000 cycles
U-type 0,8mm	360kg/sash for simple sliding systems
U-type 1,0mm	150kg/sash for M630
Heavy duty U-type	1000kg/sash for S650
Heavy duty V-type	1000kg/sash for S650 Eclipse

CODES & DESCRIPTIONS

EX-6600045000	INOX GUIDE RAIL U-TYPE 0,8mm S350, S560, M14600, M12500 3,5m
EX-6600045001	INOX GUIDE RAIL U-TYPE 0,8mm S350, S560, M14600, M12500 6,0m
EX-6600061400	INOX GUIDE RAIL U-TYPE 1,0mm WITH FILLING M630 6,0m
EX-6600061300	INOX GUIDE RAIL HEAVY DUTY U-TYPE S700, S650, SF85, M630, M12500 CONCEALED 6,0m
INT-6600165000	INOX GUIDE RAIL HEAVY DUTY V-TYPE S650 ECLIPSE 6,0m

STOPPERS FOR SLIDING SYSTEMS

FUNCTION

An excellent solution to prevent the handle of sliding sash hitting and damaging the surface of the second sash

SPECIFICATIONS

- Should be placed before the end of the second sash
- The polyurethane part of the stopper allows better shock absorption
- Elegant design, great quality and modern aesthetics
- Door stopper fixing screws are not visible





Installation Manual

COLORS

	PAINTING BY REQUEST	02 WHITE (RAL 9016)	03 BLACK MATT (RAL 9005)	09 SILVER (RAL 9006)
EX-66062521xx	x	x	x	x
EX-41512024xx			x	

5 YEAR Alumil GUARANTEE

240H SALT-SPRAY Grade 4

CODES & DESCRIPTIONS

EX-66062521xx	EXTERNAL SLIDING SASH STOPPER
EX-41512024xx	EXTERNAL LIFT AND SLIDE STOPPER

WATER EVACUATION CAPS



FUNCTION

Caps for water evacuation for sliding and opening systems

TECHNICAL FEATURES

- Valves allow water to go out and prevent air from coming in
- Extensions available for ball valves

5 YEAR Alumil GUARANTEE

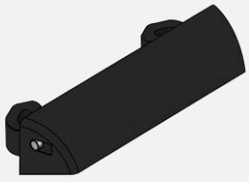

SV-E Type Flap Valve



External flat valve Alumil



R8, R12 Ball Valve



Valve **extension**

VALVES INSTALLATION

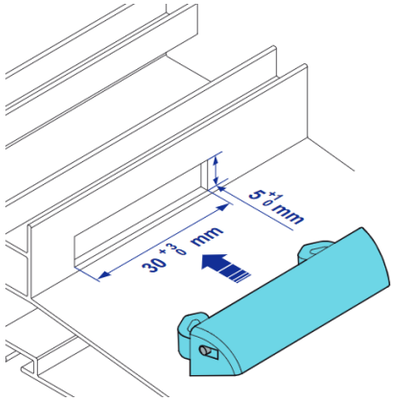

SV-E Type Flap Valve

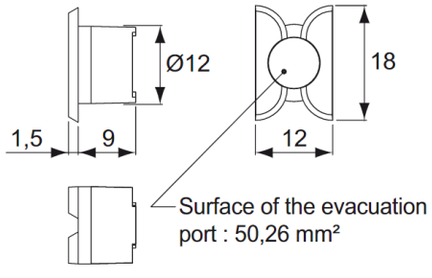

R12 Ball Valve

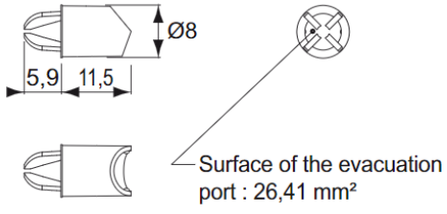

R8 Ball Valve **with extension**

CODES & DESCRIPTIONS

EX-6604408803	EXTERNAL FLAP VALVE SV-E TYPE S350LT, M450LT
EX-6604408903	EXTERNAL FLAP VALVE ALUMIL
EX-6601811503	DRAINAGE VALVES R8X11,5 WITHOUT BALL BLACK
EX-6601201903	DRAINAGE VALVES R12X9 WITHOUT BALL BLACK
EX-6600811503	DRAINAGE BALL VALVES R8X11,5 BLACK
EX-6601200903	DRAINAGE BALL VALVES R12X9 BLACK
EX-6600812503	DRAINAGE VALVE R8 EXTENSION WHITE
EX-6600120903	DRAINAGE VALVE R12 EXTENSION WHITE

ALUMIL STANDARD CURTAIN WALL STAY ARMS



FUNCTION

Curtain wall window stay arms for all Alumil systems with flat profiles with Alumil logo

TECHNICAL FEATURES

- Self balancing mechanism with four levers (65, 85kg versions) or six levers (100, 110, 120, 130kg versions) for smooth opening and closing
- Friction block with adjusting screw to prevent incorrect operation / Anti rubbing composite slider to prevent vent drop
- For sash height from 0,6m to 2,0m and for weight up to 130kg per sash
- Cam adjustment device for proper window movement
- Special endpoint for big gust loads
- Nylon snap-in shim to be used between the sash and the arms' fastening holes for easier and robust installation
- Nylon sash support and alignment wedge to properly load the stay arms when the window is closed
- Made in Europe



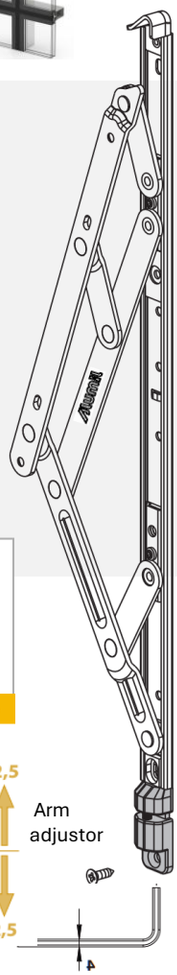

Installation Manual

Hardware Catalogue

5 YEAR Alumil GUARANTEE

8000 CYCLES Grade 3

300H SALT-SPRAY Grade 4

Support-alignment wedge

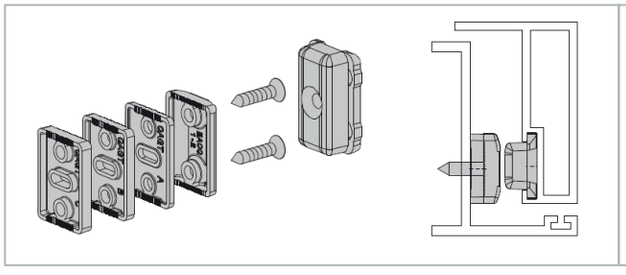

Installation shim

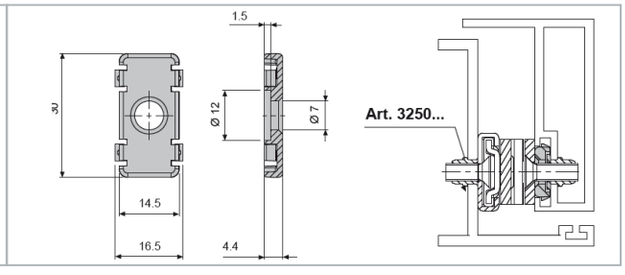

CODES & DESCRIPTIONS

EX-7203250100	PAIR PROJECTION ARMS FOR CURTAIN WALL 65kg 625mm<Sh<800mm 30/35 DEGREE OPENING
EX-7203250200	PAIR PROJECTION ARMS FOR CURTAIN WALL 85kg 800mm<Sh<1200mm 25/30 DEGREE OPENING
EX-7203250300	PAIR PROJECTION ARMS FOR CURTAIN WALL 100kg 1200mm<Sh<1400mm 25/30 DEGREE OPENING
EX-7201325000	PAIR PROJECTION ARMS FOR CURTAIN WALL 110kg 1400mm<Sh<1600mm 20/25 DEGREE OPENING
EX-7203250600	PAIR PROJECTION ARMS FOR CURTAIN WALL 120kg 1600mm<Sh<1800mm 15/20 DEGREE OPENING
EX-7200325000	PAIR PROJECTION ARMS FOR CURTAIN WALL 130kg 1800mm<Sh<2000mm 15/20 DEGREE OPENING
EX-3800325600	SHIM FOR 15/20 SASHES FOR PROJECTING-OUT WINDOW STAY ARMS
EX-4161613000	ALIGNMENT WEDGE AND WEIGHT SUPPORT FOR SASH
EX-7200325500	PROJECTION ARM ADJUSTOR

ALUMIL HEAVY DUTY CURTAIN WALL STAY ARMS



FUNCTION

Heavy duty curtain wall window stay arms for all Alumil systems with flat profiles with Alumil logo

SPECIFICATIONS

- Self balancing for smooth opening and closing operation
- Tested and certified with the highest standards
- Anti rubbing composite slider to prevent incorrect operation
- For sash height from 0,64m to 2,5m and for weight up to 180kg per sash
- Cam adjustment device for smooth and proper window movement
- Easy one man on site adjustment even on high and heavy vents
- Special endpoint for big gust loads
- Made in Europe



Arm Adjustor



12 YEAR Alumil **GUARANTEE**

30000 CYCLES INDEP. TEST

480H SALT-SPRAY Grade 5

Hardware Catalogue

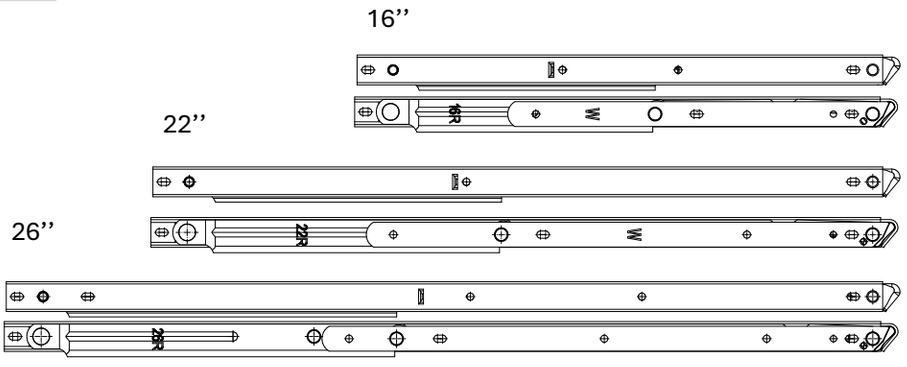

CODES & DESCRIPTIONS

EX-3505016800	PAIR PROJECTION ARMS 16" FOR CURTAIN WALL 100kg 640mm<Sh<1100mm
EX-3505122800	PAIR PROJECTION ARMS 22" FOR CURTAIN WALL 100kg 1100mm<Sh<1500mm
EX-3505122801	PAIR PROJECTION ARMS 22" FOR CURTAIN WALL 100kg 1500mm<Sh<2000mm
EX-3505126800	PAIR PROJECTION ARMS 26" FOR CURTAIN WALL 180kg 2000mm<Sh<2500mm
EX-3505072800	SECURY PROJECTION ARM ADJUSTOR

ALUMIL HEAVY DUTY PARALLEL PROJECTION CURTAIN WALL STAY ARMS



FUNCTION

A high-performance, heavy duty parallel opening hinge range for curtain wall and structurally glazed windows with Alumil logo

SPECIFICATIONS

- Provide ultimate natural ventilation by allowing a balanced air flow around the entire opening
- Maintaining aesthetically pleasing sightlines for modern facade design
- For sash height from 0,35m to 2,0m, for sash width from 0,25m to 2,0m and for weight up to 200kg per sash
- Can be connected to a building management system as part of an automated solution for climate control
- Can be operated manually or using electric actuators
- Μοναδική, πατενταρισμένη ρύθμιση που εξασφαλίζει την ορθή συνεργασία/συγχρονισμό των ψαλιδιών και την ορθή παράλληλη κίνηση του φύλλου
- Sash adjustment feature for use with heavier vents
- Hinge mechanism is fully concealed when the sash is closed
- Extra weight capacity and increased heights can be achieved using more than one stay arm per side
- Each cross on the side mounted arms offers 50kg capacity

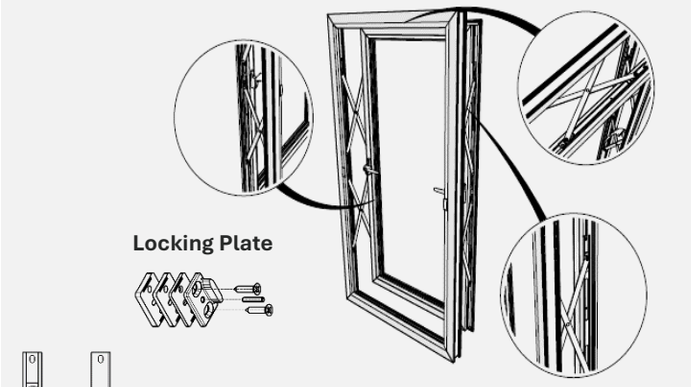

Locking Plate

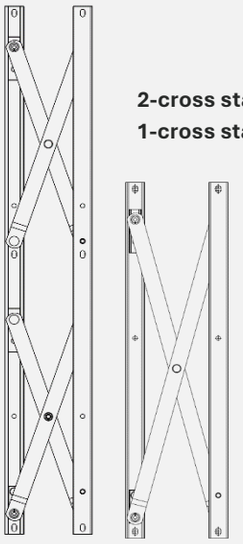

2-cross stay arm = 2x50kg capacity x 2 sides = 200kg
1-cross stay arm = 1x50kg capacity x 2 sides = 100kg

12 YEAR Alumil GUARANTEE

20000 CYCLES INDEP. TEST

480H SALT-SPRAY Grade 5

EN 12101-2:2003

Projection Arm	Max. Manual Opening Motion (mm)	Max. Motorized Opening Motion (mm)
EX-72000350xx	150	180
EX-72000450xx	150	250
EX-72000700xx	150	150
EX-72000950xx	150	250

Hardware Catalogue

CODES & DESCRIPTIONS

EX-7200035000	PARALLEL PROJECTION ARM 100kg 350mm 400<Sh<750 RIGHT
EX-7200035010	PARALLEL PROJECTION ARM 100kg 350mm 400<Sh<750 LEFT
EX-7200045000	PARALLEL PROJECTION ARM 100kg 450mm 750<Sh<1000 RIGHT
EX-7200045010	PARALLEL PROJECTION ARM 100kg 450mm 750<Sh<1000 LEFT
EX-7200070000	PARALLEL PROJECTION ARM 200kg 670mm 1000<Sh<1500 RIGHT
EX-7200070010	PARALLEL PROJECTION ARM 200kg 670mm 1000<Sh<1500 LEFT
EX-7200095000	PARALLEL PROJECTION ARM 200kg 950mm 1500<Sh<2000 RIGHT
EX-7200095010	PARALLEL PROJECTION ARM 200kg 950mm 1500<Sh<2000 LEFT
EX-4156239100	LOCKING PLATE WITH HEIGHT ADJUSTMENT FOR CURTAIN WALL PARALLEL PROJECTION

CURTAIN WALL LIMITERS



FUNCTION

Hardware that limits the opening angle of projected and opening curtain walls, providing child safety and enhanced usability

AVAILABLE VERSIONS

Detachable restrictor

- Can withstand a force in excess of 1000N when opened at the restricted position
- Compatible with all Alumil heavy duty curtain wall stay arms
- Blocks the window for safety and unlocks with a key to achieve full opening
- Key is available as an extra code

Stay open restrictor

- Must be fitted in pairs
- Large fitting position tolerance on frame and vent
- Designed to prevent the window from closing when at open position
- Stay open position automatically selected on opening of window
- Restricted opening is defined when fitting stay open restrictors

SPECIFICATIONS

- Perfect fit to Alumil curtain wall systems
- Limiters have composite brake for smooth operation
- Easy to fit, no routing required
- Suitable for 16mm to 18mm cavity heights



Detachable restrictor



Release **key**



Stay open restrictor

480H
SALT-SPRAY
Grade 5

12 YEAR
GUARANTEE
EXTENDED

CODES & DESCRIPTIONS

EX-7200600000	CURTAIN WALL DETACHABLE RESTRICTOR 80-200mm WITH KEY RELEASE INOX
EX-7207437000	DETACHABLE RESTRICTOR RELEASE KEY
EX-7201500000	CURTAIN WALL STAY OPEN RESTRICTOR INOX 150mm MAX OPENING
EX-7200300000	CURTAIN WALL STAY OPEN RESTRICTOR INOX 300mm MAX OPENING

ALUMIL STANDARD HINGE SOLUTIONS



FUNCTION

Standard hinges for doors and windows, applicable on Euro groove and PVC groove systems

VERSIONS AVAILABLE

Standard Hinge: up to 55kg with 2pcs, 70kg with 3pcs & 80kg with 4pcs

Triple Hinge: up to 80kg with 2pcs and 90kg with 3pcs

Heavy Duty Hinge: up to 100kg with 2pcs and 120 with 3pcs

TECHNICAL FEATURES

- CE hinges fit all standard 14/18 frame - 15/20 sash Euro groove systems
- PVC hinges fit all standard 16mm PVC groove systems
- Placement of 2 hinges on top and bottom
- Third hinge placed below the top hinge
- Retain width to height ratio 1:2 on all sizes
- Height limitation depends on system
- Third screw for extra stability on triple hinge
- Heavy duty hinge has eccentric adjustment

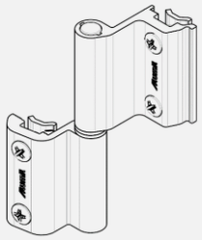

Standard hinge Alumil



Triple hinge



Heavy duty hinge

COLORS

	PAINTING BY REQUEST	02 WHITE (RAL 9016)	03 BLACK MATT (RAL 9005)	11 SILVER (Anodic Ice)	33 ANODIZATION SILVER
EX-35097300xx	x	x	x	x	x
EX-35009826xx		x	x	x	x
EX-36011000xx	x	x	x	x	x
EX-36031000xx	x	x	x	x	x

5 YEAR Alumil GUARANTEE

Standard hinge Alumil

50000 CYCLES INDEP. TEST

480H SALT-SPRAY Grade 5

Triple/Heavy duty hinge

240H SALT-SPRAY Grade 4

CODES & DESCRIPTIONS

EX-35097300xx	STANDARD HINGE ALUMIL WITH INOX FIXING CE
EX-35009826xx	TRIPLE HINGE EUROGROOVE
EX-36011000xx	HEAVY DUTY HINGE TYPE CE ADJUSTABLE
EX-36031000xx	HEAVY DUTY HINGE TYPE PVC ADJUSTABLE

HEAVY DUTY COPLANAR DOOR HINGES ALUMIL



FUNCTION

Euro groove and PVC groove heavy duty hinges for doors with Alumil logo

AVAILABLE VERSIONS

Double Hinge: heavy duty for euro groove & PVC groove

Triple Hinge: heavy duty for euro groove

SPECIFICATIONS

- Perfect fit for all Euro groove 15/20 and PVC groove 16mm Alumil doors
- Fully independent 3D adjustment (up/down, side to side and gasket pressure)
- A third top assembled hinge, close to the upper one, increases weight capacity by 15%. No weight capacity increase is obtained if the third hinge is assembled in the middle of the door
- Available special anti-theft steel screw

Visible Part



Double Hinge
Euro Groove & PVC Groove



Triple Hinge

Installation Manual | Installation Video | Installation Manual | Installation Video

COLORS

	PAINTING BY REQUEST	02 WHITE (RAL 9016)	03 BLACK MATT (RAL 9005)	11 SILVER (Anodic Ice)	33 ANODIZATION SILVER
EX-35005671xx	x	x	x	x	x
EX-36056772xx	x	x	x	x	x
EX-35005672xx	x	x	x	x	x

5 YEAR Alumil GUARANTEE | 200000 CYCLES Grade 7 | 5000000 CYCLES INDEP. TEST | 240H SALT-SPRAY Grade 4 | EN 1935:2004

CODES & DESCRIPTIONS

EX-35005671xx	HEAVY DUTY DOUBLE C.E. HINGE 3D 120kg
EX-36056772xx	HEAVY DUTY DOUBLE PVC GROOVE HINGE 3D 120kg
EX-35005672xx	HEAVY DUTY TRIPLE C.E. HINGE 3D 150kg
EX-3605690000	SPECIAL ANTI-THEFT STAINLESS STEEL SCREW

CONCEALED EURO GROOVE DOOR HINGE

FUNCTION

Concealed Euro groove door hinge for modern aesthetics

SPECIFICATIONS

- Fits all Alumil door systems
- Minimum machining on the profiles required
- Easy sash hanging
- 105° opening angle
- Weight capacity:
  - 120kg with 2 hinges
  - 135kg with 3 hinges
  - 150kg with 4 hinges
- Installation with stainless fixings (included)
- For sashes with more than 90° openings, the use of limitation arm is recommended
- **Profiles to be used:** S67: S67514, S67814, S67886, S67906





Installation Manual

COLORS

	33	45
	ANODIZATION SILVER	ANODIZATION BLACK
EX-36000725xx	x	x

5 YEAR Alumil GUARANTEE

200000 CYCLES Grade 7

240H SALT-SPRAY Grade 4

EN 1935:2003

CODES & DESCRIPTIONS

EX-36000725xx	CONCEALED ENTRANCE DOOR HINGE 120KG

CONCEALED DOOR HINGE FOR COPLANAR DOORS



FUNCTION

Concealed door hinge for coplanar doors with modern aesthetics

SPECIFICATIONS

- Minimum machining on the profiles
- Easy sash hanging
- Easy one-man 3D micro-adjustment
- 110° opening angle
- 160kg maximum load per sash
- Stainless fixings included
- **Perfect fitment in systems:** MD61, MD67, SD77 and SD95

Installation Manual



5 YEAR Alumil GUARANTEE

200000 CYCLES Grade 7

96H SALT-SPRAY Grade 3

EN 1935:2002

CODES & DESCRIPTIONS

EX-3600010003	CONCEALED HINGE ALUMIL FOR COPLANAR DOORS BLACK ANODIZATION 160kg

HEAVY DUTY DOOR HINGES ALUMIL

FUNCTION

External heavy duty hinges for entrance doors

AVAILABLE VERSIONS

Double hinge: external up to 200kg

Triple hinge: external up to 200kg

SPECIFICATIONS

- 60mm hole distance for all standard inwards or outwards opening doors
- Antitheft system for pin removal
- Fully independent 3D adjustment (up/down, side to side and gasket pressure)
- **Two installation methods**:
  - **With fixing plates**: for cold profiles (1 set per hinge)
  - **With self-tapping screws**: for thermally broken profiles (4 screws per hinge)
- Universal drilling template for all hinges
- Available addition for use in stepped doors



Double Hinge



Triple Hinge

Installation Manual | Installation Video | Installation Manual | Installation Video

A. Installation with fixing plates

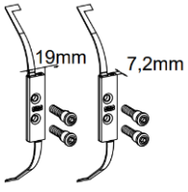

double hinge

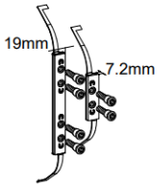

triple hinge

Example of installation on cold profiles

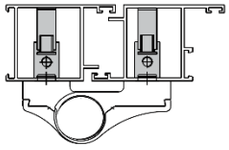

B. Installation with screws

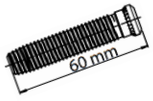

Not applicable on cold profiles

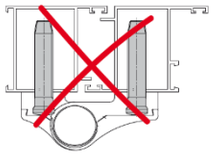

Two wall fixing

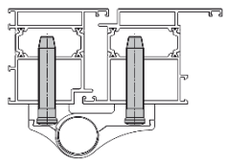

COLORS

	PAINTING BY REQUEST	02 WHITE (RAL 9016)	03 BLACK MATT (RAL 9005)	11 SILVER (Anodic Ice)	33 ANODIZATION SILVER
EX-36070002xx	x		x	x	x
EX-36070032xx		x	x	x	
EX-35066077xx		x	x	x	x

CODES & DESCRIPTIONS

EX-36070002xx	DOUBLE HEAVY DUTY DOOR HINGE 60mm
EX-3606620200	FASTENING KIT WITH COUNTER-PLATES FOR HINGES EX-36070002xx
EX-36070032xx	TRIPLE HEAVY DUTY DOOR HINGE 60mm
EX-3606621000	FASTENING KIT WITH COUNTER-PLATES FOR HINGES EX-36070032xx
EX-3606825000	DRILL JIG FOR DOUBLE AND TRIPLE HINGES
EX-7626604100	SELF TAP SCREW FOR DOUBLE AND TRIPLE HINGES
EX-35066077xx	HINGE ADDITION 7mm

5 YEAR Alumil GUARANTEE

EN 1935:2004

200000 CYCLES Grade 7

10000000 CYCLES INDEP. TEST

240H SALT-SPRAY Grade 4

HEAVY DUTY DOOR HINGES BY DR HAHN



FUNCTION

External heavy duty hinges for entrance doors

AVAILABLE VERSIONS

Double hinge: for coplanar doors and with addition for stepped doors

Triple hinge: for weight up to 220kg

SPECIFICATIONS

- 65mm for all inward and outward opening doors
- Fully independent 3D adjustment without raising or removing the door
- Antitheft system for pin removal with integrated screw
- **Two installation methods**:
  - **With fixing plates**: for cold profiles (with preinstalled spacers)
  - **With self-tapping screws**: for thermally broken profiles
- Fixing plates with 21mm depth for small chambers
- Drilling jigs available for all hinges
- Rust proof coating on bearing ping for maintenance-free, lubrication free operation
- **Horizontal adjustment**: ±2.5mm, **Vertical adjustment**: +3mm/-2mm, and **Gasket pressure adjustment**: ±0.5mm



Installation Manual

COLORS

	02	12	11
PAINTING BY REQUEST	WHITE (RAL 9010)	ANODIZATION BLACK	ANODIZATION SILVER
	x	x	x

5 YEAR Alumil GUARANTEE | EN 1935:2004 Grade 14 | 200000 CYCLES Grade 7 | 10000000 CYCLES INDEP. TEST | 240H SALT-SPRAY Grade 4 | SKG®

CODES & DESCRIPTIONS

Hinge		Drilling jig	
EX-36058901xx	DOUBLE DOOR HINGE 65mm WITH SCREW 58mm	EX-3609565200	DRILL JIG - DOUBLE HINGE WITH SCREW / PLATE 65mm FOR FLAT PROFILES
EX-36021901xx	DOOR HINGE 65mm DOUBLE WITH PLATE 21mm COPLANAR		
EX-36058951xx	TRIPLE DOOR HINGE 65mm WITH SCREW 58mm	EX-3600015100	DRILL JIG - TRIPLE HINGE WITH SCREW 65mm FOR FLAT PROFILES
EX-36090185xx	DOUBLE DOOR HINGE 65mm WITH SCREW 58mm WITH ADDITION 8mm	EX-3601010800	DRILL JIG - DOUBLE HINGE WITH SCREW 65mm WITH ADDITION 8mm
EX-36009901xx	DOUBLE DOOR HINGE 65mm WITH PLATE 21mm FOR STEPPED WITH ADDITION 9mm	EX-3600910100	DRILL JIG - DOUBLE HINGE WITH PLATE 65mm WITH ADDITION 9mm
EX-36009901xx	DOOR HINGE 65mm DOUBLE WITH PLATE 21mm WITH ADDITION 9mm	EX-3600011100	DRILL JIG - DOUBLE HINGE WITH SCREW 86mm FOR FLAT PROFILES
EX-36021905xx	DOOR HINGE 91,5mm DOUBLE WITH PLATE 21mm	EX-3600010500	DRILL JIG - DOUBLE HINGE WITH PLATE 91,5mm

ALUMIL SD/MD DOOR HINGE



FUNCTION

Cylindrical heavy duty Alumil Supreme hinge for MD and SD doors with Alumil logo

SPECIFICATIONS

- Fully independent 3D micro-adjustment (height, side to side and gasket pressure)
- Remains aligned even when fully adjusted
- Triple part design for enhanced stability
- Easy installation without any inserts in the chambers
- Same hinge for right and left and inward-outward application
- Burglar proof pin
- Self-taping screw or rivet application for the installation (both included in the kit)
- Tested up to 160kg
- Complete fixing set and installation instructions in one package



Application on profiles

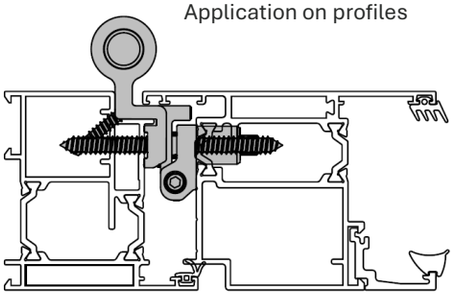

Installation Manual

COLORS

	11	03	33	02
	ANODIZATION INOX	BLACK (RAL 9005)	ANODIZATION NATURAL	WHITE (RAL 9016)
EX-36061950xx	x	x	x	

5 YEAR Alumil GUARANTEE

EN 1935:2004

200000 CYCLES Grade 7

CODES & DESCRIPTIONS

EX-36061950xx	ALUMIL HINGE 3D FOR SD/MD DOORS

ALUMIL PIVOT HINGES FOR SD DOORS



FUNCTION

Pivot hinges for Alumil Supreme door systems SD77 and SD115 with Alumil logo

SPECIFICATIONS

- Allow a door to pivot in both directions
- Vertical rotation axis not in the side, but in the inner of the sash
- Carry more weight than traditional hinges because the weight of the door is supported by the bottom unit and the floor rather than the doorframe
- Perfect choice for a large and heavy door
- Provide great aesthetics
- SD77 hinges can be used for M35 and P150 Office systems

SD77 Mechanism



Upper pivot mechanism



Low pivot mechanism

SD115 Mechanism





SD77 Mechanism

Installation Manual

SD115 Mechanism

Installation Manual

SD77 Mechanism

5 YEAR Alumil GUARANTEE	500kg SASH WEIGHT INDEP. TEST	180kg HORIZ. TENSION INDEP. TEST

SD115 Mechanism

5 YEAR Alumil GUARANTEE	500kg SASH WEIGHT INDEP. TEST	480H SALT-SPRAY Grade 5

CODES & DESCRIPTIONS

INT-3504109000	PIVOT MECHANISM SET SD77
EX-3500100000	PIVOT MECHANISM SET SD115

“ALLE-RETOUR” HINGES FOR SWING DOORS

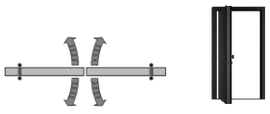

FUNCTION

Μεντεσέδες εσωτερικής και εξωτερικής τοποθέτησης για πόρτες διπλής κατεύθυνσης

SPECIFICATIONS

- Easy installation
- **Maximum opening angle:** 180°
- Automatic door return with adjustable power via the caps
- Designed for 40mm and 50mm maximum door thicknesses
- Loading capacity for door width 0,6 – 1,0m according to the diagrams
- High performance spring hinges
- Spring system is composed of set of blades that works by torsion
- The quality of materials used, offers high resistance to breakage and deformation and optimum elasticity
- **Compatible with systems:** M9400, M15000

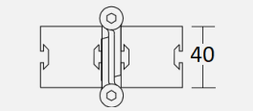

Door thickness 40mm

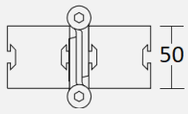

Door thickness 50mm





Installation Manual

Installation with screws



EX-7981224832

ή

EX-7981224838

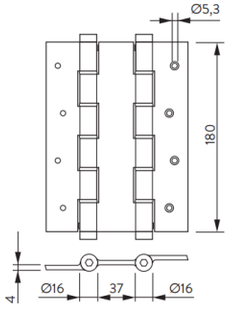

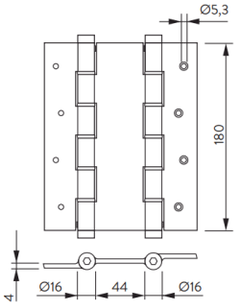

COLORS

	02	03	09
	WHITE (RAL 9016)	ANODIZATION BLACK	ANODIZATION SILVER
EX-35000003xx	x	x	x
EX-35000005xx	x	x	x

5 YEAR Alumil GUARANTEE

500000 CYCLES INDEP. TEST

CODES & DESCRIPTIONS

EX-35000003xx	HINGE ALLER RETOUR ALUMINIUM 180x40
EX-35000005xx	HINGE ALLER RETOUR ALUMINIUM 180x50

HORIZONTAL PIVOT HINGES



FUNCTION

Standard horizontal euro groove pivot hinges for opening windows

TECHNICAL FEATURES

- Pivoting hinges allow minimum sash intrusion and maximum opening
- For sashes up to 80kg
- Placement of hinges at the middle of the verticals
- Lever allows full opening or blocks the opening at 30° with color indication
- Packaged in pairs
- Full opening allows easy cleaning of the outside
- Locking points may be used only below the hinge line
- Hinges are not fitted on vertically pivoting windows
- **Tested on systems:** Smartia M15000 and Supreme S77



Parts included in one pair



COLORS

	02	03	11
	WHITE (RAL 9010)	BLACK (RAL 9005)	ANODIZATION SILVER
EX-35016090xx	x	x	x

5 YEAR Alumil GUARANTEE

EN 13126-09:2013

25000 CYCLES Grade 5

480H SALT-SPRAY Grade 5

CODES & DESCRIPTIONS

EX-35016090xx	PAIR OF HORIZONTAL PIVOT HINGES FOR WINDOWS 80kg

HEAVY DUTY PIVOT HINGES



FUNCTION

Heavy duty horizontal and vertical pivot hinges for standard euro groove opening systems

AVAILABLE VERSIONS

Horizontal pivot hinges: are flush with the window in closed position providing great aesthetics for sash widths 600-2800mm and sash heights 600-2200mm

Vertical pivot hinges: can be pivoted centrally or eccentrically for sash widths 600-1600mm and sash heights 600-2800mm

SPECIFICATIONS

- Convenient hardware adjustment:
  - adjustable friction-brake integrated in horizontal & vertical pivot hinges ensures a fixed opening angle even in windy conditions
  - Height adjustment: + 3mm (on vertical pivot hinges)
  - Gasket pressure adjustment: ± 1mm on all eccentric locking cams
- 180° rotation allowing easy cleaning of the window
- Space saving solution with half the sash width swinging inwards
- Transfer rod movement for extra locking points
- Available technical drawings for complete application and machinings
- For sash weight up to 175kg
- **Perfect fit on systems:** Supreme S77 (only for horizontal pivot hinges), Smartia M11000 and Smartia 15000

Closed position | Open position



Horizontal pivot hinge



Vertical pivot hinge

COLORS

	02 WHITE (RAL 9016)	06 BROWN (RAL 8022)	09 ANODIZATION SILVER
EX-41527337xx	x	x	x
EX-41621207xx	x	x	x

5 YEAR Alumil GUARANTEE

EN 13126-09:2013

Horizontal Pivot Hinges

10000 CYCLES Grade 3

240H SALT-SPRAY Grade 4

Vertical Pivot Hinges

15000 CYCLES Grade 4

96H SALT-SPRAY Grade 3

CODES & DESCRIPTIONS

EX-41527337xx	PAIR OF PIVOT HEAVY DUTY HINGES FOR VERTICAL WINDOWS
EX-4154260100	BAG OF COUPLING ROD FOR VERTICAL PIVOT HEAVY DUTY HINGE LEFT
EX-4154260200	BAG OF COUPLING ROD FOR VERTICAL PIVOT HEAVY DUTY HINGE RIGHT
EX-41621207xx	PAIR OF PIVOT HEAVY DUTY HINGES FOR HORIZONTAL WINDOWS
EX-4163930011	STAY ARM UN 18

ALUMIL SINGLE POINT DOOR LOCKS

FUNCTION

Single point lock for standard doors with engraved Alumil logo

AVAILABLE VERSIONS

Lock with latch or roller latch: available in various backsets with reversible and adjustable latch

Lock with hook: for bi-folding doors

SPECIFICATIONS

- Backset: 25mm with non-adjustable latch
- Backset: 30, 35 και 40mm with reversible and adjustable latch
- Roller latch available (extra code) for push open doors which transforms the adjustable latch locks (30, 35 & 40mm) to roller latch locks
- Each set contains a simple inox striker
- Adjustable striker (extra code) available for all backsets
- Fixing screws included in the package
- Standard DIN cylinder holes for cylinder defender rosette

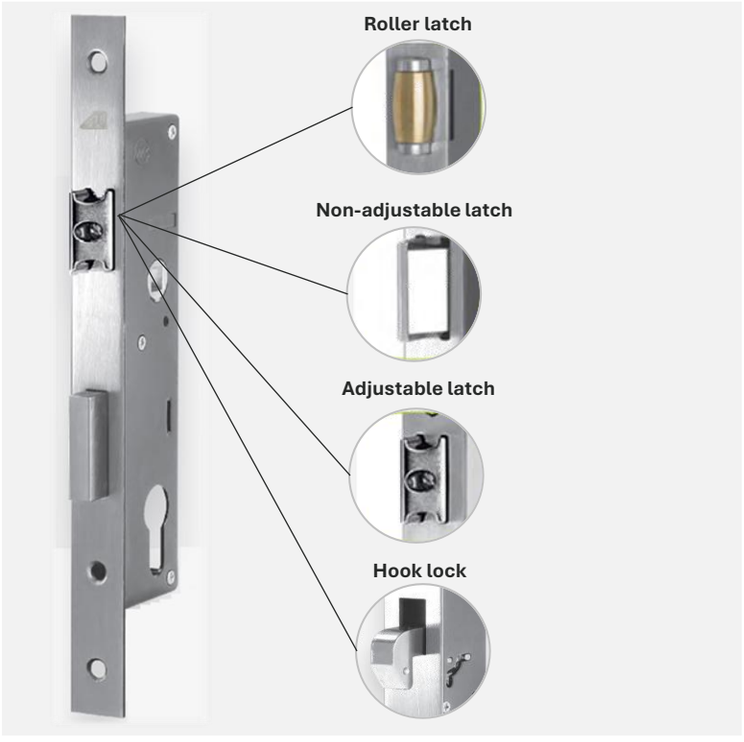

EN 12209: Certification

C 7 0 0 C 1 B A 2 0

5 YEAR Alumil GUARANTEE

EN 12209

200000 CYCLES Grade C

96H SALT-SPRAY Grade C



CODES & DESCRIPTIONS

EX-4407852500	DOOR LOCK WITH STRIKER ALUMIL 1 POINT SIMPLE LATCH 25/85/22/2.5 INOX
EX-4407853000	DOOR LOCK WITH STRIKER ALUMIL 1 POINT ADJUST. LATCH 30/85/22/2.5 INOX
EX-4407853500	DOOR LOCK WITH STRIKER ALUMIL 1 POINT ADJUST. LATCH 35/85/22/2.5 INOX
EX-4407854000	DOOR LOCK WITH STRIKER ALUMIL 1 POINT ADJUST. LATCH 40/85/22/2.5 INOX
EX-4407074100	ROLLER LATCH FOR ALUMIL DOOR LOCK
EX-4407850000	ADJUSTABLE STRIKER FOR ALUMIL SINGLE POINT DOOR LOCK
EX-4407302500	BI-FOLDING DOOR LOCK WITH STRIKER 1 POINT HOOK 25/85/22/3 M9800 INOX
EX-4407303000	BI-FOLDING DOOR LOCK WITH STRIKER 1 POINT HOOK 30/85/22/3 M19800 INOX

ALUMIL 3-POINT DOOR LOCKS



FUNCTION

Three-point inox faceplate entrance door locks with top and bottom locking points for enhanced security

AVAILABLE VERSIONS

Falling locking points

Hook locking points: for bi-folding door systems SMARTIA M9800 and M19800

SPECIFICATIONS

- Adjustable and reversible latch
- Standard latch interchangeable with roller latch (extra code)
- Adjustable strikers included with the lock
- Single throw falling latch (single key turn)
- **Forends available:** flat 24x3mm and U shaped 24x6mm
- Lock length: 1700mm

EN 15685: Certification

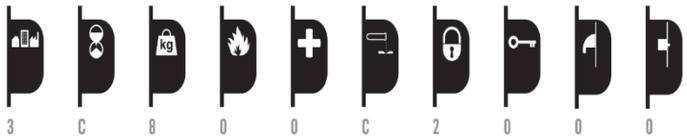

5 YEAR Alumil GUARANTEE

EN 15685:2010

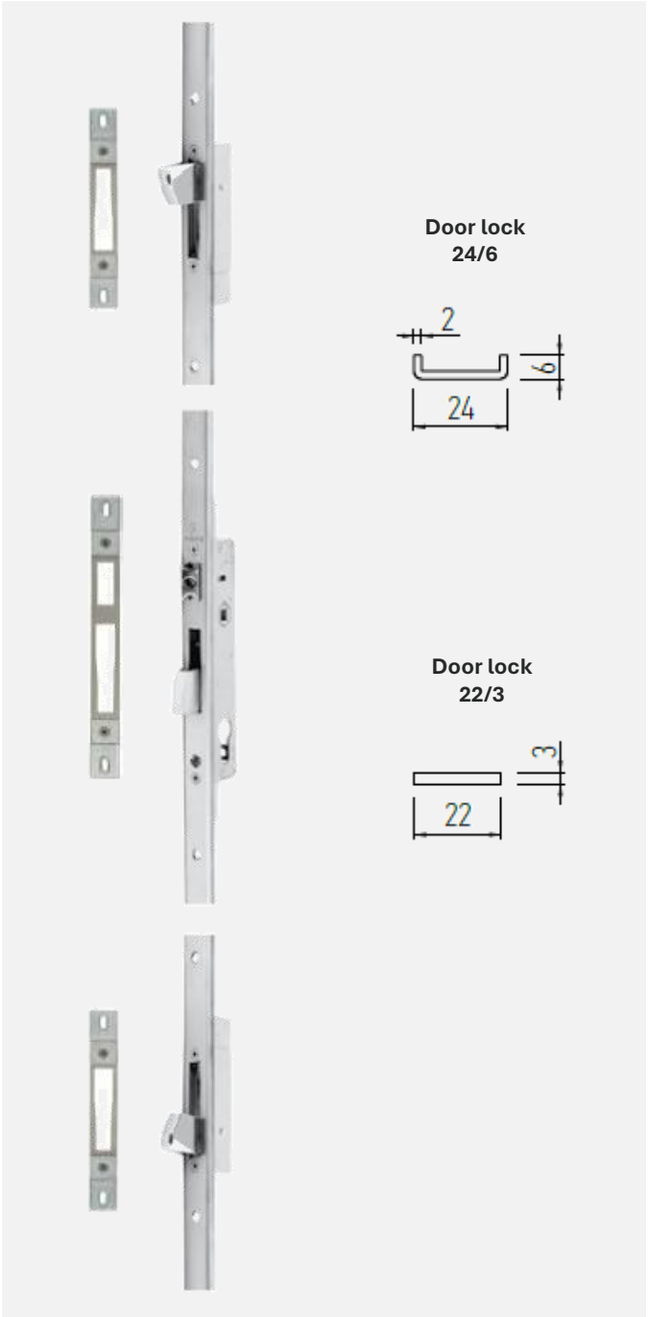

CODES & DESCRIPTIONS

EX-4507503500	DOOR LOCK WITH STRIKERS ALUMIL 3 POINTS FALLING ADJ. LATCH 35/85/24/6 INOX
EX-4507553500	DOOR LOCK WITH STRIKERS ALUMIL 3 POINTS FALLING ADJ. LATCH 35/85/22/3 INOX
EX-4407074100	ROLLER LATCH FOR ALUMIL DOOR LOCK
EX-4407452500	BI-FOLDING DOOR LOCK WITH STRIKERS ALUMIL 3 POINTS HOOKS ADJ. LATCH 25/85/22/3 M9800 INOX
EX-4407453000	BI-FOLDING DOOR LOCK WITH STRIKERS ALUMIL 3 POINTS HOOKS ADJ. LATCH 30/85/22/3 M19800 INOX

MULTI-POINT DOOR LOCKS

FUNCTION

Multi-point locking system for entrance doors with additional locking points at top and bottom for enhanced security

AVAILABLE VERSIONS

Automatic latch bolts: when door is closed, the latch bolts automatically throw 20mm and are secured to prevent them being forced back

MR2 version: 2 massive deadbolts with horizontal locking manual movement

P/R version: adjustable mushroom cam/roller cam with vertical locking manual movement for optimizing gasket pressure in the upper and lower area thus providing better sealing

SPECIFICATIONS

- Reversible latch, fully adjustable strikers
- Fully covered body for enhanced protection
- Extra codes for roller latch. Not available in automatic version (Doors Hardware Catalogue)
- Extra codes for lock extensions for all locks except P/R version (Door Hardware Catalogue)
- Dimensions a/b/c/d on drawing are based on the descriptions of the codes below

5 YEAR Alumil GUARANTEE

EN 15685:2011

200000 CYCLES Grade S

240H SALT-SPRAY Grade 4

500H SALT-SPRAY Special Test EN 13126-1

Installation Manual

Door Catalogue

Hardware Catalogue

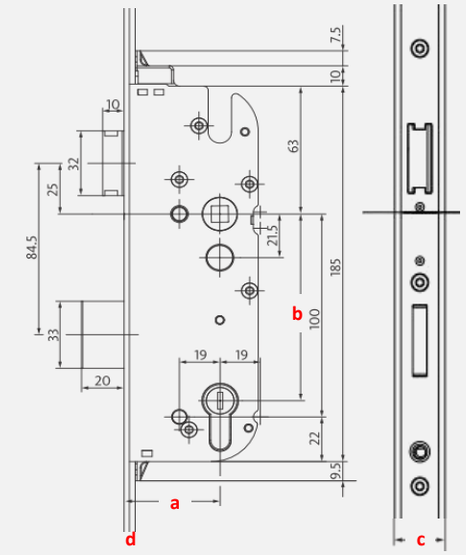

Adjustable mushroom cam (P) / Roller cam (R)





MR2



Automatic



CODES & DESCRIPTIONS

EX-4501507911	DOOR LOCK SEC MR2 35/85/16/3 3 POINTS LATCH 2285mm	EX-4504200300	DOOR LOCK SEC P/R 35/85/16 5 POINTS LATCH 2285mm
EX-4505311111	DOOR LOCK SEC MR2 45/92/16/3 3 POINTS LATCH 2285mm	EX-4403570700	DOOR LOCK SEC P/R 35/85/20/3 5 POINTS LATCH 2285mm
EX-4501508011	DOOR LOCK SEC MR2 35/85/20/3 3 POINTS LATCH 2285mm	EX-4504200100	DOOR LOCK SEC P/R 35/92/16 5 POINTS LATCH 2285mm
EX-4501504511	DOOR LOCK SEC MR2 35/92/20/3 3 POINTS LATCH 2285mm	EX-4503010111	DOOR LOCK SEC P/R 45/92/16 5 POINTS LATCH 2285mm
EX-4505311311	DOOR LOCK SEC MR2 45/92/20/3 3 POINTS LATCH 2285mm	EX-4503010211	DOOR LOCK SEC P/R 45/92/20/3 5 POINTS LATCH 2285mm
EX-4405421700	DOOR LOCK SEC MR2 35/92/24/6 3 POINTS LATCH 2285mm		
EX-4503153110	DOOR LOCK SEC MR2 45/92/24/6 3 POINTS LATCH 2285mm	EX-4505642016	DOOR LOCK SEC D/R 45/92/24/6 5 POINTS LATCH 1766mm
EX-4500373211	DOOR LOCK SEC AUTOM 35/85/16 3 POINTS LATCH 2285mm	INT-4502855500	DOOR LOCK SEC SH2 40/92/24/6 3 POINTS LATCH 2285mm
EX-4504773111	DOOR LOCK SEC AUTOM 35/92/16 3 POINTS LATCH 2285mm		
EX-4504813111	DOOR LOCK SEC AUTOM 45/92/16 3 POINTS LATCH 2285mm		
EX-4500373111	DOOR LOCK SEC AUTOM 35/85/20/3 3 POINTS LATCH 2285mm	**CONVERT TO ROLLER LATCH LOCK**	
EX-4402847800	DOOR LOCK SEC AUTOM 35/92/20/3 3 POINTS LATCH 2285mm	EX-4163614400	ROLLER LATCH FOR SEC 35mm
EX-4504823111	DOOR LOCK SEC AUTOM 45/92/20/3 3 POINTS LATCH 2285mm	EX-4163614440	ROLLER LATCH FOR SEC 45mm
EX-4154803100	DOOR LOCK SEC AUTOM 35/92/24/6 3 POINTS LATCH 2285mm	EX-4165597100	ACCESSORY FOR LATCH ROLLER 9/13mm
EX-4502848400	DOOR LOCK SEC AUTOM 45/92/24/6 3 POINTS LATCH 2285mm	EX-4854855300	COVER OF STRIKEPLATE FOR DEADBOLT MACHINING BLACK
EX-4505111301	DOOR LOCK SEC AUTOM 45/92/24/6 5 POINTS LATCH INOX 1766mm		

ELECTRIC CONTROL OF ALUMIL MULTI POINT DOOR LOCKS



FUNCTION

An easy solution to convert automatic multi-point door locks to electric, transforming a simple door into smart

AVAILABLE VERSIONS

Solution A: cable duct and power supply

Solution B: wireless power and data transmission for total concealed installation (advanced solution) without any extra power supply

SPECIFICATIONS

- Motor is used in multi-point door locks for automatic use.
  Nominal Power Supply: 12 V AC / 12-24V DC
- Motor contains cable and connectors
- Ability to use button for the internal side of the system

Wiring Diagram

2 YEAR Alumil GUARANTEE

Electric motor



Installation Manual

Solution A
Cable duct & power supply



Solution B
Wireless power and data transmission with strike plates



CODES & DESCRIPTIONS

EX-4401815300	ELECTRIC MOTOR FOR SEC AUTOMATIC DOOR LOCK
Solution A	
EX-4154098516	CONCEALED CABLE DUCT INOX
EX-4254077500	POWER SUPPLY 24V DC/70W
Solution B	
EX-4155560500	SECURE CONNECT 50 - WIRELESS POWER AND DATA TRANSMISSION
EX-4153551500	STRIKE PLATE FOR SECURE CONNECT 24X6 (COPLANAR)
EX-4509031111	STRIKE PLATE FOR SECURE CONNECT 24x3 (STEPPED)

AUTOMATIC ELECTROMAGNETIC LOCKING SOLUTION

FUNCTION

An excellent locking solution with an automatic electromagnetic lock, which transforms a simple door in a smart access and makes it even safer and more functional thanks to its performance

AVAILABLE VERSIONS

Fail Secure: in case of power failure, the door remains closed (normally closed)

Fail Safe: in case of power failure, the door remains open (normally open)

SPECIFICATIONS

- Comes with cylinder hole and 8mm spindle for manual open in case of power failure
- Auto-lock function when sash is in closed position
- A deadbolt with a 20mm extension and Ø14mm diameter ensures a high anti-intrusion security
- Cooperation between striking plate and lock needs to be: 4-9mm
- Power supply from 8 to 30 Vdc
- Horizontal installation for sliding systems
- Adjustable timings:
  - **door opening time:** 1÷180sec (15sec default)
  - **delayed closure time:** 1÷60sec (1sec default)
- Ability to convert to smart lock using fingerprint scanner
- A sliding system can easily be converted into entrance door (e.g. use in hotels, villas, etc.)
- Button can be used on the inner side of the system
- It is also compatible with fingerprint kit (wiring diagram)



2 YEAR Alumil GUARANTEE

EN 14846:2008

200000 CYCLES Grade C

RESISTANCE SECURITY & DRILL Grade 3 EN 12209: 2003

CODES & DESCRIPTIONS

EX-6300252100	AUTOMATIC ELECTROMAGNETIC LOCK THESIS FAIL SECURE
EX-6300252200	AUTOMATIC ELECTROMAGNETIC LOCK THESIS FAIL SAFE
EX-4254077500	POWER SUPPLY 24V DC/70W

ELECTRIC LATCH PLATE



FUNCTION

The latch plate is permanently released upon electrical contact. Locking function is restored upon the door being opened and closed again

SPECIFICATIONS

- Fafix adjustable latch 5 mm
- Reversible
- Low core dimension for all use
- On-off function to set the open position time, manually opened. This function allows the operating time of the electric strike to be set
- Hold-open function. Once the electric strike is released, the door will remain unlocked until it is re-armed
- Single version for both direct current (DC) and alternating current (AC) power supply
- Input from 0.5 to 0.8 A
- Power supply 6-12 V AC – DC ή 24 V AC – DC
- **For lock backsets:** 72, 85 και 92mm



Fafix – adjustable latch

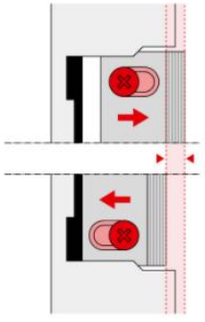

ON-OFF function and Hold-open

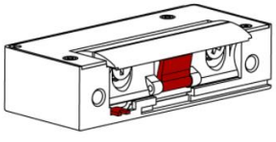

5 YEAR Alumil GUARANTEE

250000 CYCLES INDEP. TEST

350kg PRESSURE RESISTANCE INDEP. TEST

CODES & DESCRIPTIONS

EX-4851621900	ADJUSTABLE ELECTRIC LATCH PLATE

ACCESS CONTROL WITH KEYPAD



FUNCTION

Electric unlock operation of the Alumil range automatic multi point door locks via the use of keypad

AVAILABLE VERSIONS

Basic version: with cable transfer (differs from fingerprint scanner solution)

Advanced version: no visible contact between the frame and the sash

- Main access control device is consisted of 2 parts, which come into electrical contact when the door closes (compatible with both SecureConnect 50 and SecureConnect 200)
- Each main access control device requires 2 strike plates (leaf-side and frame-side) in order to cover the 2 frontplates (extra codes)

SPECIFICATIONS

- Keypad made of glass in 3 color variants: stainless steel grey, white and anthracite
- Up to 99 different 4-to-8-digit number sequences
- Suitable for outdoor use, IP54
- Perfect fit on Alumil entrance doors
- Lock status info monitoring via 2 LED indicators



glass anthracite



glass stainless steel grey



glass white

Configuration

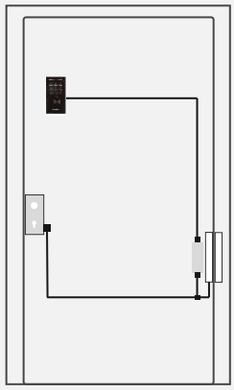

Legend

- Keypad
- Cable transfer or SecureConnect 50/200
- Multi-point Automatic Lock
- Control Panel
- Cable Adapter
- Cable Connection

5 YEAR Alumil GUARANTEE

Electrical Connections
(connection to the motorized lock)

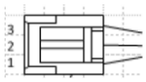

Pin	Color	Description
3	Green	Switching impulse (+)
2	Brown	GND (-)
1	White	VDC (+)

CODES & DESCRIPTIONS

EX-4700148500	KEYPAD BOARD FOR THE INPUT OF ACCESS CODES
EX-4700167903	KEYPAD COVER FOR THE INPUT OF ACCESS CODES ANTHRACITE GLASS
EX-4700167908	KEYPAD COVER FOR THE INPUT OF ACCESS CODES STAINLESS STEEL GREY GLASS
EX-4700167902	KEYPAD COVER FOR THE INPUT OF ACCESS CODES WHITE GLASS
EX-4700055600	CABLE CONNECTS KEYPAD BOARD WITH CONTROL PANEL
EX-4700191900	KEYPAD CONTROL PANEL
EX-4700188100	MOUNTING PLATE FOR KEYPAD CONTROL PANEL R20
EX-4401815300	ELECTRIC MOTOR FOR SEC AUTOM DOOR LOCK
Basic Version	
EX-4700164800	CABLE ADAPTER BETWEEN CABLE TRANSFER, MOTORISED LOCK AND CONTROL PANEL
EX-4700088000	CABLE TRANSFER FROM CONTROL PANEL TO WALL-SIDE POWER SUPPLY FOR KEYPAD
EX-4254077500	POWER SUPPLY 24V, 70W
Advanced Version	
EX-4700198300	CABLE ADAPTER BETWEEN CONNECT 50/200, MOTORISED LOCK AND CONTROL PANEL
EX-4155560500	SECURE CONNECT 50 - WIRELESS POWER AND DATA TRANSMISSION
EX-4153551500	STRIKE PLATE FOR MAIN ACCESS CONTROL UNIT FOR MULTI POINT AUTOMATIC DOOR LOCK 24x6
EX-4509031111	STRIKE PLATE FOR MAIN ACCESS CONTROL UNIT FOR MULTI POINT AUTOMATIC DOOR LOCK 24x3

ACCESS CONTROL WITH FINGERPRINT SCANNER / WIFI

FUNCTION

Electric unlock operation of the Alumil range automatic multi point door locks via the use of fingerprint scanner

AVAILABLE VERSIONS

Basic version: with cable transfer

Advanced version: no visible contact between the frame and the sash

- The main access control device is consisted of 2 parts, which come into electrical contact when the door closes (compatible with both SecureConnect 50 and SecureConnect 200)
- Each main access control device requires 2 strike plates (leaf-side and frame-side) in order to cover the 2 frontplates (extra codes)

SPECIFICATIONS

- The fingerprint lock kit contains the fingerprint scanner, the motherboard and the cable connecting them
- It can be unlocked either by fingerprint or Wi-fi:
  - Storage of up to 100 fingerprints (4 fingers per user)
  - Attractive minimal design
  - Remote opening and push notifications
  - Data storage in the event of a power failure
  - Maximum security through encrypted data interface
- 2 available covers in INOX and black color with Alumil logo
- The motor is installed on the automatic lock and is connected to the motherboard. The code contains the cable



Installation Manual



Easy activation through ‘ekey bionyx app’

works with bionyx app

5 YEAR Alumil GUARANTEE

CODES & DESCRIPTIONS

EX-4401815300	ELECTRIC MOTOR FOR MULTI POINT AUTOMATIC DOOR LOCK
EX-4701177200	CONTROL SET FOR AUTOM. DOOR LOCK WITH FINGERSCANNER OR WIRELESS WITHOUT COVER
EX-4701103616	FINGERPRINT SCANNER COVER WITH ALUMIL LOGO INOX
EX-4701103761	FINGERPRINT SCANNER COVER WITH ALUMIL LOGO BLACK
Basic Version	
EX-4702017200	CABLE DUCT FROM MOTHERBOARD TO WALL-SIDE POWER SUPPLY
EX-4254077500	POWER SUPPLY ΠΑΡΟΧΗΣ 24V, 70W
Advanced Version	
EX-4155560500	MAIN ACCESS CONTROL UNIT FOR LOCK CONTROL – WIRELESS POWER AND DATA TRANSMISSION
EX-4702017100	CABLE BETWEEN MOTHERBOARD UNIT AND MAIN ACCESS CONTROL UNIT
EX-4153551500	STRIKE PLATE FOR MAIN ACCESS CONTROL UNIT FOR MULTI POINT AUTOMATIC DOOR LOCK 24x6
EX-4509031111	STRIKE PLATE FOR MAIN ACCESS CONTROL UNIT FOR MULTI POINT AUTOMATIC DOOR LOCK 24x3

SINGLE POINT DOOR LOCK “COMBO”

FUNCTION

Single point door lock for balcony windows with the potential of additional locking points at top and bottom for enhanced security

SPECIFICATIONS

- Coupled with rod via the specific connection adapters
- Enables making multipoint perimeter locking
- Bolt, spring latch and adapters operated with the handle
- Locking and unlocking the handle using the key
- Spring latch reversible with 10mm protrusion
- Compatible with 8mm door handles (EX-38097610xx) by the use of extra accessory (EX-3808833600 - 1 piece per handle or 2 pieces per handle pair)
- Bolt with thickness of 6mm and stroke of 20mm
- Stroke of adapters is 18mm
- For door weight up to 100kg & 15N maximum closing force

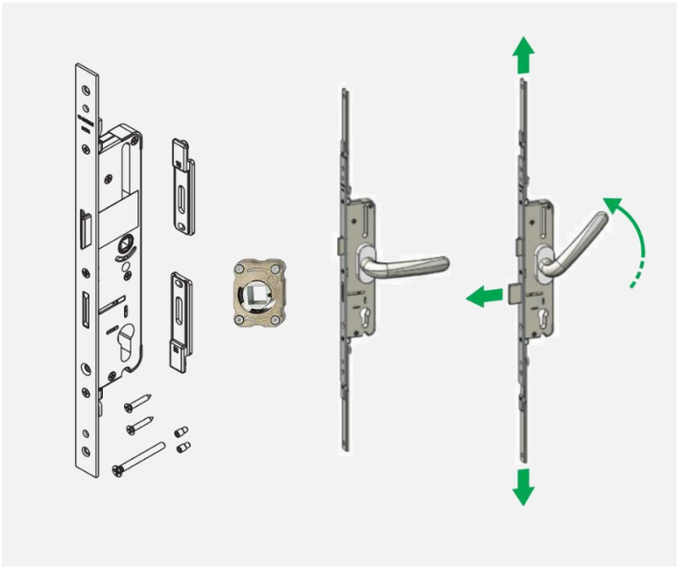

5 YEAR Alumil GUARANTEE

EN 12209:2016

200000 CYCLES Grade M

96H SALT-SPRAY Grade C

CODES & DESCRIPTIONS

EX-4400464600	LOCK FOR BALCONY DOOR BS:35mm
EX-4400465000	LOCK FOR BALCONY DOOR BS:45mm
EX-4400465500	COUNTER PLATE FOR BALCONY DOOR LOCK
EX-3808833600	DOUBLE FUNCTION SPRING

LEVER SHOOT BOLT FOR DOUBLE COPLANAR DOORS

FUNCTION

Lever shoot bolt solution for passive leaf of coplanar doors

SPESIFICATIONS

- Locking and unlocking function
- When you pull the lever shoot bolt the passive leaf unlocks
- **Backset:** multiple, **Forend width:** 24mm
- Double direction throw 18mm
- **Complementary accessories** needed to complete the solution:
  - Lipped striker for vertical rod
  - Passive leaf control lock
  - Guide plate for vertical rod
  - Floor striker
  - Solid vertical rod 1487mm M6
  - Tube with end plug 1500mm M6
- When the passive leaf is brought into locking position, the switch lock automatically triggers the locking of the shoot bolts
- This automation prevents the floor of being damaged when closing the passive leaf



Hardware Catalogue

5 YEAR Alumil GUARANTEE

EN 12209:2003

CODES & DESCRIPTIONS

EX-4401899200	LEVER OPERATED SHOOT BOLT LOCK FOR COPLANAR DOORS INOX 30/24/3 FOR SD115
EX-4401899216	LEVER OPERATED SHOOT BOLT LOCK FOR COPLANAR DOORS INOX 65/24/3 FOR SD77
EX-4409920400	LEVER OPERATED SHOOT BOLT LOCK FOR COPLANAR DOORS INOX 40/24/3
Complementary	**Accessories**
EX-4169000400	LIPPED STRIKER FOR VERTICAL ROD
INT-4401899300	UPPER LOCKING PLATE FOR SHOOT BOLT FOR SD77
EX-4901900150	GUIDE PLATE FOR VERTICAL ROD
EX-4909500350	PASSIVE-LEAF CONTROL LOCK
EX-4900900150	FLOOR STRIKER
INT-4401899400	BOTTOM LOCKING PLATE FOR SHOOT BOLT FOR SD77
EX-4169006500	SOLID VERTICAL ROD 1487mm M6
EX-4909006150	TUBE WITH END PLUG 1500mm M6

DOOR CLOSERS

FUNCTION

Door closers of top quality for all types of doors

SPESICIFACTIONS

- Refer to the door hardware catalogue

Hardware Catalogue

OTS140



Installation Manual

TS1000



Installation Manual

TS1500



Installation Manual

TS2000



Installation Manual

TS3000 / TS5000



Installation Manual

Installation Manual

Installation Manual

Concealed 1 / Concealed 2



5 YEAR Alumil GUARANTEE

EN 1154:1996/AC:2006

500000 CYCLES Grade 8

240H SALT-SPRAY Grade 4

CODES & DESCRIPTIONS

EX-4721704106	DOOR CLOSER OTS140 WITH ARM EN:2-3 (1100mm) DARK BROWN	EX-4720245411	LINK ARM FOR DOOR CLOSER TS2000 WITH HOLD OPEN SILVER
EX-4151704146	DOOR CLOSER OTS140 WITH ARM EN:2-3 (1100mm) SILVER		
EX-4151704102	DOOR CLOSER OTS140 WITH ARM EN:2-3 (1100mm) WHITE	EX-4723010003	DOOR CLOSER TS3000 EN:1-4 (1100mm) BLACK
		EX-4723010011	DOOR CLOSER TS3000 EN:1-4 (1100mm) SILVER
EX-4721195730	DOOR CLOSER TS1000 WITH ARM EN:2-3 (950mm) BLACK	EX-4723010002	DOOR CLOSER TS3000 EN:1-4 (1100mm) WHITE
EX-4726090009	DOOR CLOSER TS1000 WITH ARM EN:2-3 (950mm) SILVER	EX-4727648903	DOOR CLOSER TS5000 EN:2-6 (1400mm) WHITE
EX-4726090002	DOOR CLOSER TS1000 WITH ARM EN:2-3 (950mm) WHITE	EX-4725010011	DOOR CLOSER TS5000 EN:2-6 (1400mm) SILVER
EX-4721195743	DOOR CLOSER TS1000 WITH ARM EN:2-3 (950mm) WITH HOLD OPEN BLACK	EX-4725010002	DOOR CLOSER TS5000 EN:2-6 (1400mm) BLACK
EX-4726090102	DOOR CLOSER TS1000 WITH ARM EN:2-3 (950mm) WITH HOLD OPEN WHITE	EX-4723010193	GUIDE RAIL FOR DOOR CLOSER TS3000/TS5000 BLACK
		EX-4723010111	GUIDE RAIL FOR DOOR CLOSER TS3000/TS5000 SILVER
EX-4721195750	DOOR CLOSER TS1500 EN:3-4 (1100mm) BLACK	EX-4723010102	GUIDE RAIL FOR DOOR CLOSER TS3000/TS5000 WHITE
EX-4729110011	DOOR CLOSER TS1500 EN:3-4 (1100mm) SILVER	EX-4727192400	HOLD-OPEN DEVICE FOR GUIDE RAIL 20mm
EX-4729110002	DOOR CLOSER TS1500 EN:3-4 (1100mm) WHITE		
EX-4729210003	STANDARD ARM FOR DOOR CLOSER TS1500 BLACK	EX-4720112309	MOUNTING PLATE FOR PANIC FUNCTION FOR TS3000 SILVER
EX-4729210011	STANDARD ARM FOR DOOR CLOSER TS1500 SILVER	EX-4720112303	MOUNTING PLATE FOR PANIC FUNCTION FOR TS3000 BLACK
EX-4729210002	STANDARD ARM FOR DOOR CLOSER TS1500 WHITE	EX-4724918500	MOUNTING PLATE FOR PANIC FUNCTION FOR TS5000 SILVER
EX-4721953803	LINK ARM FOR DOOR CLOSER TS1500 WITH HOLD OPEN BLACK	EX-4720451503	MOUNTING PLATE FOR PANIC FUNCTION FOR TS5000 BLACK
EX-4727048202	LINK ARM FOR DOOR CLOSER TS1500 WITH HOLD OPEN WHITE		
EX-4722968211	MOUNTING PLATE FOR PANIC FUNCTION FOR TS1500 SILVER	EX-4729972800	CONCEALED DOOR CLOSER EN:2-4 (1100mm)
		EX-4709973500	CONCEALED DOOR CLOSER EN:3-6 (1400mm)
EX-4722888503	DOOR CLOSER TS2000 EN:2-5 (1250mm) BLACK	EX-4722921300	GUIDE RAIL 12mm FOR CONCEALED DOOR CLOSER
EX-4722888511	DOOR CLOSER TS2000 EN:2-5 (1250mm) SILVER	EX-4722914500	HOLD-OPEN FOR GUIDE RAIL 12mm FOR CONCEALED DOOR CLOSER
EX-4722888502	DOOR CLOSER TS2000 EN:2-5 (1250mm) WHITE		
EX-4724020003	STANDARD ARM FOR DOOR CLOSER TS2000 BLACK		
EX-4724020011	STANDARD ARM FOR DOOR CLOSER TS2000 SILVER		
EX-4724020002	STANDARD ARM FOR DOOR CLOSER TS2000 WHITE		
EX-4725236503	LINK ARM FOR DOOR CLOSER TS2000 WITH HOLD OPEN BLACK		

DOOR STOPPERS



FUNCTION

An excellent solution to prevent a door from opening too wide and damage the surface behind

AVAILABLE VERSIONS

Magnet: in order to keep the door open

Transparent rubber: so as not to harm the door surface

SPESIFICATIONS

- Should be placed before the end of the path of the door
- Elegant design
- Door stopper fixing screws are not visible
- Fixing screws included in the package



Magnetic door stopper



Door stopper with transparent rubber

Magnetic

Installation Manual

Transparent Rubber

Installation Manual

5 YEAR Alumil GUARANTEE

240H SALT-SPRAY Grade 4

CODES & DESCRIPTIONS

EX-4711017000	MAGNETIC DOOR STOPPER
EX-4711019000	DOOR STOPPER WITH TRANSPARENT RUBBER

ALUMIL PROFILE CYLINDERS

FUNCTION

Standard, security and high security cylinders for all types of locks

AVAILABLE VERSIONS

Standard Cylinders: 5-pin with 3 vertical insert keys

Security Cylinders: 6-pin with 5 horizontal insert keys for defender use

High Security Cylinders: 6-pin with 1+5 keys, with anti drilling, anti bumping, anti picking protection and mobile element

SPECIFICATIONS

- Code numbering on key neck
- Steel bolt M5x50 included
- Cylinders available in knob, half, key alike, and master key systems upon request
- Alumil logo on the neck for the most common used codes
- Flush rosettes available for coplanar systems with external aluminum panel or glass
- **Attack resistance** for security cylinders and high security cylinders: Grade D (EN 1303), RC 2 (EN 1627)



Cylinder dimensions

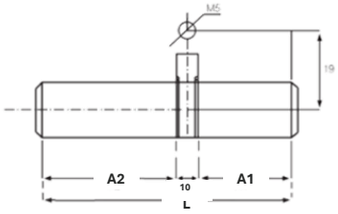

Installation Manual

Hardware Catalogue

MASTER KEY SYSTEM · PROPERTY CARD · ANTI-DRILL · ANTI-PICK · ANTI-BUMP

5 YEAR Alumil GUARANTEE

EN 1303

100000 CYCLES Grade 6

HIGH SALT-SPRAY Grade C

SKG High security

KEY SECURITY
Grade 4: standard
Grade 5: security
Grade 6: high security

CODES & DESCRIPTIONS

(Cylinder L A1-10-A2 [A1+5/A2+5])

EX-4603303000	CYLINDER 60mm 25-10-25 (30/30) ALUMIL NICKEL	EX-4605353500	SECURITY CYLINDER 70mm 30-10-30 (35/35) NICKEL
EX-4603283300	CYLINDER 61mm 23-10-28 (28/33) ALUMIL NICKEL	EX-4605304000	SECURITY CYLINDER 70mm 25-10-35 (30/40) ALUMIL NICKEL
EX-4603304000	CYLINDER 70mm 25-10-35 (30/40) ALUMIL NICKEL	EX-4605303500	SECURITY CYLINDER 75mm 30-10-35 (30/35) NICKEL
EX-4603353500	CYLINDER 70mm 30-10-30 (35/35) ALUMIL NICKEL	EX-4605304500	SECURITY CYLINDER 75mm 25-10-40 (30/45) NICKEL
EX-4603304500	CYLINDER 75mm 25-10-40 (30/45) ALUMIL NICKEL	EX-4605303500	SECURITY CYLINDER 75mm 30-10-25 (35/30) NICKEL
EX-4603354000	CYLINDER 75mm 30-10-35 (35/40) NICKEL	EX-4605305000	SECURITY CYLINDER 80mm 25-10-45 (30/50) NICKEL
EX-4603305000	CYLINDER 80mm 25-10-45 (30/50) ALUMIL NICKEL	EX-4605354500	SECURITY CYLINDER 80mm 30-10-40 (35/45) NICKEL
EX-4603354500	CYLINDER 80mm 30-10-40 (35/45) NICKEL	EX-4605305500	SECURITY CYLINDER 85mm 25-10-50 (30/55) NICKEL
EX-4603404000	CYLINDER 80mm 35-10-35 (40/40) NICKEL	EX-4605355000	SECURITY CYLINDER 85mm 30-10-45 (35/50) NICKEL
EX-4603305500	CYLINDER 85mm 25-10-50 (30/55) NICKEL	EX-4605306000	SECURITY CYLINDER 90mm 25-10-55 (30/60) ALUMIL NICKEL
EX-4603306000	CYLINDER 90mm 25-10-55 (30/60) ALUMIL NICKEL	EX-4605355500	SECURITY CYLINDER 90mm 30-10-50 (35/55) NICKEL
EX-4603355500	CYLINDER 90mm 30-10-50 (35/55) NICKEL	EX-4605306500	SECURITY CYLINDER 95mm 25-10-60 (30/65) NICKEL
EX-4603454500	CYLINDER 90mm 40-10-40 (45/45) NICKEL	EX-4605307000	SECURITY CYLINDER 100mm 25-10-65 (30/70) NICKEL
EX-4603306500	CYLINDER 95mm 25-10-60 (30/65) ALUMIL NICKEL	EX-4605356500	SECURITY CYLINDER 100mm 35-10-55 (40/60) NICKEL
EX-4603307000	CYLINDER 100mm 25-10-65 (30/70) ALUMIL NICKEL	EX-4605406000	SECURITY CYLINDER 100mm 30-10-60 (35/65) ALUMIL NICKEL
EX-4603505000	CYLINDER 100mm 45-10-45 (50/50) NICKEL	EX-4605456000	SECURITY CYLINDER 105mm 40-10-55 (45/60) NICKEL
EX-4603456000	CYLINDER 105mm 40-10-55 (45/60) NICKEL	EX-4605308000	SECURITY CYLINDER 110mm 25-10-75 (30/80) ALUMIL NICKEL
EX-4603555500	CYLINDER 110mm 50-10-50 (55/55) NICKEL	EX-4605555500	SECURITY CYLINDER 110mm 50-10-50 (55/55) NICKEL
EX-4603308000	CYLINDER 110mm 25-10-75 (30/80) ALUMIL NICKEL	EX-4605358500	SECURITY CYLINDER 120mm 30-10-80 (35/85) NICKEL
EX-4603606000	CYLINDER 120mm 55-10-55 (60/60) NICKEL		
		EX-3805010400	DEFENDER ROSETTE AGAINST DRILLING CYL. PROJECTION 4.0-7.4mm
EX-4607700016	FLUSH ROZETTE INOX FOR MD67 AND SD77 EXTERNAL ALUM. PANEL		
EX-4609500016	FLUSH ROZETTE INOX FOR SD95 AND SD115 EXTERNAL ALUM. PANEL	EX-4606308500	HIGH SECURITY CYLINDER 115mm (30/85) NICKEL
EX-4609500017	FLUSH ROZETTE INOX FOR SD115 EXTERNAL GLASS	EX-4606309000	HIGH SECURITY CYLINDER 120mm (30/90) NICKEL
EX-4603308003	CYLINDER WITH KNOB SLOT 110mm 25-10-75 (30/80) NICKEL	EX-4606359000	HIGH SECURITY CYLINDER 125mm (35/90) NICKEL
EX-4603551001	HALF CYLINDER 65mm SF85 50-10-5 (55/10) NICKEL	EX-4606301000	HIGH SECURITY CYLINDER 130mm (30/100) NICKEL
EX-4603401001	HALF CYLINDER 50mm S700 35-10-5 (40/10) NICKEL	EX-4606301050	HIGH SECURITY CYLINDER 135mm (30/105) NICKEL
EX-4603401002	HALF CYLINDER WITH KNOB SLOT S700 50mm 35-10-5 (40/10) NICKEL	EX-4606351050	HIGH SECURITY CYLINDER 140mm (35/105) NICKEL
EX-4603351002	HALF CYLINDER WITH KNOB SLOT S560 45mm 30-10-5 (35/10) NICKEL		
EX-4603301002	BLIND CYLINDER WITH KNOB SLOT 40mm 25-10-5 (30/10) NICKEL		
EX-4600441908	KNOB FOR CYLINDER NICKEL		
EX-4600441903	KNOB FOR CYLINDER BLACK MATTE		

SMART CYLINDER “LIBRA”

FUNCTION

An excellent solution to access main entrances via “smart” devices, while offering high security

SPECIFICATIONS

- Compatible with Alumil MD67 and SD77 inward and outward opening typologies
- Quick and easy installation in the same way standard cylinders are installed; No milling required
- Installed in both new and existing doors
- Elegant design
- No cabling required; battery operated
- Common CR123 battery (included in the package) with life up to 2-years (20.000 openings)
- High antitheft security
- Easy software management
- Provides event log of last 1000 openings and opening attempts
- No data loss if it runs out of battery
- Quick visualization of battery status
- Active users up to 300
- Access is triggered via Bluetooth devices, such as smartphones and cards
- Allows virtual key transfer via web to allow access even from remote
- Ideal for offering access remotely in renting apartments, such as Airbnb
- Available software named “Argo” on iOS or Android
- High protection against water and dust, over IP66
- Optical and acoustic signaling
- Drilling protection





Trigger devices



Master Card



User Card



Smart Phone

Installation Manual

Download
Iseo Argo App
Available on the App Store
ANDROID APP ON Google play

5 YEAR Alumil GUARANTEE

EN 15684:2012

100000 CYCLES Grade 6

SKG

ENCRYPTION Grade F
1.000.000.000 codes

CODES & DESCRIPTIONS

EX-4601806030	CYLINDER LIBRA HEAVY DUTY SMART 90mm 55-10-25 (60:INTERNAL/30:EXTERNAL) SD77 OPEN OUT
EX-4601803060	CYLINDER LIBRA HEAVY DUTY SMART 90mm 25-10-55 (30:INTERNAL/60:EXTERNAL) SD77 OPEN IN
EX-4601805030	CYLINDER LIBRA HEAVY DUTY SMART 80mm 45-10-25 (50:INTERNAL/30:EXTERNAL) MD67 OPEN OUT
EX-4601803050	CYLINDER LIBRA HEAVY DUTY SMART 80mm 25-10-45 (30:INTERNAL/50:EXTERNAL) MD67 OPEN IN
EX-4600015500	POWER SUPPLY FOR ROUTER “GATEWAY” FOR WIFI CYLINDER ACCESS
EX-4607552400	ROUTER “GATEWAY” FOR WIFI CYLINDER ACCESS
EX-4604053900	SET MASTER CARDS FOR LIBRA SMART CYLINDER (3 PIECES)
EX-4604053000	USER CARD FOR LIBRA SMART CYLINDER

MECHANISM OF TRICKLE VENTILATORS



FUNCTION

Surface mounted noise reducing ventilators for opening and sliding systems

SPECIFICATIONS

- Can provide up to 44db sound reduction in open position, depending on combination
- The solution contains the ventilator (inner part) and the canopy (outer part)
- Available in a range of combinations to suit different acoustic specifications
- Suitable for use in domestic or non-domestic installations
- Ideal for retrofit applications, over an existing slot
- High performance gasket combined with compression closing action improves sealing in adverse conditions
- Can be mounted to deflect air upwards or downwards
- The Equivalent Area of air that passes through the products is 2500mm2
- For optimum performance, the ventilator should be installed on a flat surface free from defects
- Silicon should be used along all edges to achieve the desired acoustic result



Exterior installation



Interior installation



Installation Manual

Acoustic rates of combinations

Canopy	Ventilator	Open Position (db)	Closed Position (db)
EX-47050050xx	EX-47052200xx	32	52
EX-47050050xx	EX-47052210xx	35	54
EX-47050050xx	EX-47052230xx	38	55
EX-47050050xx	EX-47052250xx	40	53

COLORS

02 WHITE (RAL 9010)

03 BLACK MATT (RAL 9005)

5 YEAR Alumil GUARANTEE

EN 13141-1:2004

EN 13140-2:2010

CODES & DESCRIPTIONS

EX-47050050xx	EXTERIOR CANOPY FOR VENTILATION
EX-47052200xx	INTERIOR VENTILATOR
EX-47052210xx	INTERIOR VENTILATOR 25mm
EX-47052230xx	INTERIOR VENTILATOR 50mm
EX-47052250xx	INTERIOR VENTILATOR 75mm

DOOR WIND SEALS

FUNCTION

Drop down and threshold seals for all Alumil doors. Wind seals provide sealing from wind, dust and noise

SPECIFICATIONS

- Perfect fit for all Alumil door systems
- Automatic drop down seals with single (Alu-plus) and double plungers (auto-Seal)
- Trend Plus for maximum watertightness in pivot doors, such as SD115
- Graduated scissor mechanism for hinge side drop first ensures no seal dragging
- Adjustable drop pressure for perfect insulation
- Double plunger mechanism removable from hinge side after installation
- Double plunger includes closing plug, strikers
- Double plunger can be cut up to 110mm in length
- Single plunger an be cut up to 150mm in length
- Automatic drop down seals will not seal perfectly from water



Sealing cap

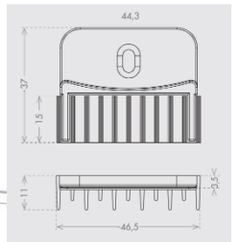

5 YEAR Alumil GUARANTEE

200000 CYCLES

Double (Auto-seal)



Installation Manual

Single (Alu-plus)



Installation Manual

Mini-plus



Installation Manual

PVC groove



Installation Manual

Euro groove



Installation Manual

Trend Plus



Installation Manual

CODES & DESCRIPTIONS

EX-4710080000	AUTO-SEAL RUBBER WEATHER BARRIER L:800mm	EX-4718093000	WINDBREAK PVC GROOVE 12x30mm L:930mm
EX-4710090000	AUTO-SEAL RUBBER WEATHER BARRIER L:900mm	EX-4718103000	WINDBREAK PVC GROOVE 12x30mm L:1030mm
EX-4710100000	AUTO-SEAL RUBBER WEATHER BARRIER L:1000mm	EX-4718113000	WINDBREAK PVC GROOVE 12x30mm L:1130mm
EX-4710110000	AUTO-SEAL RUBBER WEATHER BARRIER L:1100mm	EX-4718123000	WINDBREAK PVC GROOVE 12x30mm L:1230mm
EX-4716093000	ADJUSTABLE RUBBER WINDBREAK ALU PLUS 930mm	EX-4719093000	WINDBREAK EUROGROOVE 18x20mm L:930mm
EX-4716103000	ADJUSTABLE RUBBER WINDBREAK ALU PLUS 1030mm	EX-4719103000	WINDBREAK EUROGROOVE 18x20mm L:1030mm
EX-4716113000	ADJUSTABLE RUBBER WINDBREAK ALU PLUS 1130mm	EX-4719113000	WINDBREAK EUROGROOVE 18x20mm L:1130mm
EX-4716123000	ADJUSTABLE RUBBER WINDBREAK ALU PLUS 1230mm	EX-4719123000	WINDBREAK EUROGROOVE 18x20mm L:1230mm
EX-4716200000	ACTUATOR PIVOT FOR WINDBREAK ALU PLUS BLACK	EX-7103000000	ADDITIONAL SEALING CAP FOR WINDBREAKS NO AIR BLACK
EX-4716300000	DOUBLE PLUNGER KIT FOR WINDBREAK ALU PLUS	EX-4717135000	WINDBREAK TREND PLUS 13x20mm L:1350mm
EX-4717093000	WINDBREAK MINI PLUS 13x28mm L:930mm	EX-4714150000	WINDBREAK TREND PLUS 13x20mm L:1500mm
EX-4717103000	WINDBREAK MINI PLUS 13x28mm L:1030mm	EX-4714165000	WINDBREAK TREND PLUS 13x20mm L:1650mm
EX-4717113000	WINDBREAK MINI PLUS 13x28mm L:1130mm	EX-4714180000	WINDBREAK TREND PLUS 13x20mm L:1800mm
EX-4717123000	WINDBREAK MINI PLUS 13x28mm L:1230mm	EX-4714195000	WINDBREAK TREND PLUS 13x20mm L:1950mm
		EX-4714210000	WINDBREAK TREND PLUS 13x20mm L:2100mm

PANIC BAR MECHANISM STANDARD ALUMIL



FUNCTION

External application panic bar mechanism for single and double, standard and fire doors

AVAILABLE VERSIONS

Push pad: in black and metallic grey

Μπάρα πανικού: in black, red or metallic grey

Push bar: in red color and three dimensions 840, 1170 and 1300mm

SPECIFICATIONS

- Reversible for left and right doors
- Modular system for 1, 2 and 3 locking points
- Second sash locking on top and bottom
- Easy to install after fabrication and installation of the sash
- Small sizes for minimal aesthetic impact
- External handle with lock available
- Vertical rods with covers

Installation Manual

Application scheme for single leaf doors

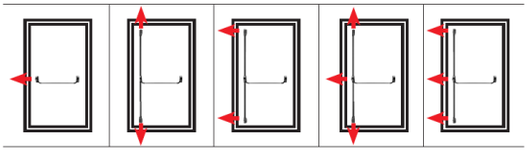

Application scheme for double leaf doors

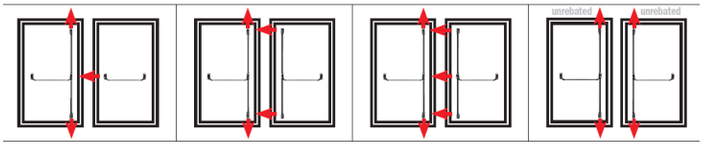

376B1422AA

Basic Mechanism



EX-48091019xx

ή



EX-4809101000



EX-48091011xx

ή



EX-4809102076

Extras

(multiple locking points & external handle)

EX-4809101303



EX-4809101603



EX-4809101403



EX-4809101503
(cylinder included)



5 YEAR Alumil GUARANTEE

EN 1125:2008

200000 CYCLES Grade 7

240H SALT-SPRAY Grade 4

ANTIBACTERIAL PROTECTION

CODES & DESCRIPTIONS

EX-4809101000	PANIC BAR MECHANISM ALUMIL CENTRAL LOCKING FIRE RATED BLACK
EX-4809101103	STEEL BAR 1130mm FOR ALUMIL PANIC BAR MECHANISM BLACK
EX-4809101109	STEEL BAR 1130mm FOR ALUMIL PANIC BAR MECHANISM METAL GREY
EX-4809101176	STEEL BAR 1130mm FOR ALUMIL PANIC BAR MECHANISM RED RAL 3000
EX-4809101903	PUSH PAD FOR ALUMIL PANIC BAR MECHANISM BLACK
EX-4809101909	PUSH PAD FOR ALUMIL PANIC BAR MECHANISM METAL GREY
EX-4809102076	PUSH BAR RED 840mm
EX-4809102176	PUSH BAR RED 1165mm
EX-4809102276	PUSH BAR RED1300mm
EX-4809101303	PAIR VERTICAL STEEL LATCHES FOR ALUMIL PANIC BAR MECHANISM FIRE RATED BLACK
EX-4809101603	PAIR HORIZONTAL STEEL LATCHES FOR ALUMIL PANIC BAR MECHANISM FIRE RATED BLACK
EX-4809101403	CONNECTION RODS 2400mm FOR ALUMIL PANIC BAR MECHANISM BLACK
EX-4809101703	CONNECTION RODS 3400mm FOR ALUMIL PANIC BAR MECHANISM BLACK
EX-4809101503	EXTERNAL HANDLE FOR ALUMIL PANIC BAR MECHANISM FIRE RATED BLACK
EX-4809101803	ELECTRIC STRIKER 12V AC/DC FOR ALUMIL PANIC BAR MECHANISM BLACK

PANIC BAR MECHANISM CONCEALED

FUNCTION

Concealed panic exit device for standard and fire rated doors with security mortise lock

AVAILABLE VERSIONS

Function Selection: Panic Function B and E

Operating Option: handle with mm square spindle (EN179) or panic exit device (EN1125)

Lock Selection: 1 or 3 locking points

SPECIFICATIONS

- Available for single and double doors
- Available for coplanar (U shaped) and stepped doors (flat shaped)
- The locks belong to the range of automatic locks and can be converted into electric locks by using a motor
- Backset: 35 ή 45mm
- Available options for fire rated doors

Installation Manual

Hardware Catalogue

Panic Function B



Panic Function E



5 YEAR Alumil GUARANTEE

EN 1125

EN 179

CODES & DESCRIPTIONS

Part numbers, descriptions and application ranges are depicted in the corresponding hardware catalogue and installation drawings

OPENING SHUTTER ACCESSORIES



FUNCTION

Shutter accessories to fit Alumil opening shutter systems

SPECIFICATIONS

- Perfect fit for Alumil M9400 shutter systems
- Shutter hinges in all sizes to accommodate all wall thicknesses
- Shutter hinge size refers to dimension when hinge is fully open (total wall width after the frame)
- Tested for 80kg per sash, 3 hinges to be used in large openings
- Folding shutter hinges for 3 and 4 sash typologies allows for the outer sash to fold flush on top of the inner one
- Shutter wall holders to prevent shutters from closing under wind loads
- Shutter mechanisms with external or internal rods
- Internal rod mechanism works with handle cremone
- Internal rod mechanism has flat and deep keepers available
- External rod mechanism works with lever
- Shutter mechanisms with top and bottom locking points
- Rods are cut to length

Installation Manual

Geared handle & connecting rod



Zamak keeper with shims



Stop for shutters



Hinge for folding shutter



Large hinge for shutters

Kit for shutter rod accessories



Shutter rod

Deep keeper







Rod end straight

Rod end offset





CODES & DESCRIPTIONS

EX-4260187202	GEARED SHUTTER HANDLE WHITE	EX-3701005202	LARGE HINGE SHUTTERS EUROPEAN GROOVE 52mm WHITE
EX-4260187203	GEARED SHUTTER HANDLE BLACK	EX-3701005203	LARGE HINGE SHUTTERS EUROPEAN GROOVE 52mm BLACK
EX-4260187211	GEARED SHUTTER HANDLE SILVER	EX-3701009702	LARGE HINGE SHUTTERS EUROPEAN GROOVE 97mm WHITE
EX-4261889002	CONNECTING ROD AND CASING 1400mm WHITE	EX-3701009703	LARGE HINGE SHUTTERS EUROPEAN GROOVE 97mm BLACK
EX-4261889003	CONNECTING ROD AND CASING 1400mm BLACK	EX-3701014202	LARGE HINGE SHUTTERS EUROPEAN GROOVE 140mm WHITE
EX-4261889011	CONNECTING ROD AND CASING 1400mm SILVER	EX-3701014203	LARGE HINGE SHUTTERS EUROPEAN GROOVE 140mm BLACK
EX-4261889102	CONNECTING ROD AND CASING 1000mm WHITE	EX-3701018202	LARGE HINGE SHUTTERS EUROPEAN GROOVE 178mm WHITE
EX-4261889103	CONNECTING ROD AND CASING 1000mm BLACK	EX-3701018203	LARGE HINGE SHUTTERS EUROPEAN GROOVE 178mm BLACK
EX-4261889111	CONNECTING ROD AND CASING 1000mm SILVER	EX-3701022002	LARGE HINGE SHUTTERS EUROPEAN GROOVE 220mm WHITE
EX-4260189302	ZAMAK KEEPER WITH SHIMS WHITE	EX-3701022003	LARGE HINGE SHUTTERS EUROPEAN GROOVE 220mm BLACK
EX-4260189303	ZAMAK KEEPER WITH SHIMS BLACK	EX-4260814002	SHUTTER ROD 140CM WHITE
EX-4260189311	ZAMAK KEEPER WITH SHIMS SILVER	EX-4260814003	SHUTTER ROD 140CM BLACK
EX-4260802002	KIT FOR SHUTTER ROD ACCESSORIES AL800 WHITE	EX-4260824002	SHUTTER ROD 220CM WHITE
EX-4260802003	KIT FOR SHUTTER ROD ACCESSORIES AL800 BLACK	EX-4260824003	SHUTTER ROD 240CM BLACK
EX-3501010002	HINGE FOR FOLDING SHUTTER WHITE	EX-4702000002	STOP FOR SHUTTERS WHITE
EX-3501010003	HINGE FOR FOLDING SHUTTER BLACK	EX-4702000003	STOP FOR SHUTTERS BLACK
		EX-4260189500	STAINLESS STEEL DEEP KEEPER
		EX-4260189200	STAINLESS STEEL ROD END STRAIGHT
		EX-4261892000	STAINLESS STEEL ROD END OFF SET

ROTARY MOTORS FOR SHUTTERS



FUNCTION

Electric rotary motors for shutters

SPECIFICATIONS

- **Voltage supply:** 230Vca ± 10%
- **Electric Connection:** 3 wires + earth
- **Torque:** 8-120 Nm
- **Diameter:** 40/60/70mm



2 YEAR Alumil GUARANTEE

CODES & DESCRIPTIONS

EX-5130144000	MOTOR NICE 10Nm/18Kg 40mm	EX-5135080000	MOTOR TT GO 8Nm 60mm
EX-5130144010	MOTOR NICE 10Nm/18Kg 40mm WIRELESS	EX-7651352800	MOTOR TT GO 15Nm 60mm
		EX-7651355600	MOTOR TT GO 30Nm 60mm
EX-5135086000	MOTOR NICE 8Nm/15Kg 60mm	EX-7651359000	MOTOR TT GO 50Nm 60mm
EX-5135086001	MOTOR NICE 8Nm/15Kg 60mm MANUAL LIMITS & OBSTACLE SENSOR		
EX-5135086002	MOTOR NICE 8Nm/15Kg 60mm ELECTRONIC LIMITS & OBSTACLE SENSOR	EX-5137504000	BRACKET FOR MOTOR NICE 40mm
EX-5135086011	MOTOR NICE 8Nm/15Kg 60mm AUTO LIMITS & OBSTACLE SENSOR W/L	EX-5135116000	BRACKET FOR MOTOR NICE 60mm
EX-5135086012	MOTOR NICE 8Nm/15Kg 60mm ELECTRONIC LIMITS & OBSTACLE SENSOR W/L	EX-5135157200	BRACKET FOR MOTOR NICE 70mm
		EX-5131351000	BRACKET FOR MOTOR TT GO 60mm
EX-5135286000	MOTOR NICE 15Nm/28Kg 60mm	EX-5135326000	BRACKET FOR MOTOR NICE WITH MANUAL MECHANISM 60mm
EX-5135286001	MOTOR NICE 15Nm/28Kg 60mm MANUAL LIMITS & OBSTACLE SENSOR	EX-5135197000	BRACKET FOR MOTOR NICE WITH MANUAL MECHANISM 70mm
EX-5135286002	MOTOR NICE 15Nm/28Kg 60mm ELECTRONIC LIMITS & OBSTACLE SENSOR		
EX-5135286100	MOTOR NICE 15Nm/28Kg 60mm WITH MANUAL MECHANISM	EX-5139000000	REMOTE CONTROL NICE ERGO 1 CHANNEL
EX-5135286011	MOTOR NICE 15Nm/28Kg 60mm AUTO LIMITS & OBSTACLE SENSOR W/L	EX-5139170000	REMOTE CONTROL NICE ERGO 6 CHANNEL
EX-5135286012	MOTOR NICE 15Nm/28Kg 60mm ELECTRONIC LIMITS & OBSTACLE SENSOR W/L	EX-5139180000	WALL REMOTE CONTROL NICE ERA 1 CHANNEL
		EX-5139190000	WALL REMOTE CONTROL NICE ERA 6 CHANNELS
EX-5135566000	MOTOR NICE 30Nm/56Kg 60mm	EX-5139060000	WIRELESS RECEIVER TT1N WITHOUT SWITCH
EX-5135566001	MOTOR NICE 30Nm/56Kg 60mm MANUAL LIMITS & OBSTACLE SENSOR	EX-5139080000	WIRELESS RECEIVER TT2N WITH SWITCH
EX-5135566002	MOTOR NICE 30Nm/56Kg 60mm ELECTRONIC LIMITS & OBSTACLE SENSOR		
EX-5135566100	MOTOR NICE 30Nm/56Kg 60mm WITH MANUAL MECHANISM	EX-5135014000	ADAPTOR FOR MOTOR NICE 40mm
EX-5135566011	MOTOR NICE 30Nm/56Kg 60mm AUTO LIMITS & OBSTACLE SENSOR W/L	EX-5135006000	ADAPTOR FOR MOTOR NICE 60mm
EX-5135566012	MOTOR NICE 30Nm/56Kg 60mm ELECTRONIC LIMITS & OBSTACLE SENSOR W/L	EX-5135077200	ADAPTOR FOR MOTOR NICE 70mm
EX-5135906000	MOTOR NICE 50Nm/95Kg 60mm	EX-5191990000	CONNECTOR FOR MOTOR NICE WITH MANUAL MECHANISM 7mm
EX-5135906002	MOTOR NICE 50Nm/95Kg 60mm ELECTRONIC LIMITS & OBSTACLE SENSOR	EX-7650430202	HANDCRANK WITH "BELL" L1,50m WHITE
EX-5135906100	MOTOR NICE 50Nm/95Kg 60mm WITH MANUAL MECHANISM	EX-7650430203	HANDCRANK WITH "BELL" L1,50m BLACK
EX-5135906012	MOTOR NICE 50Nm/95Kg 60mm ELECTRONIC LIMITS & OBSTACL SENSOR W/L		
EX-5133007300	MOTOR NICE 100Nm/150Kg 70mm WITH MANUAL MECHANISM	EX-5133507200	MOTOR NICE 120Nm/180kg 70mm ERA L NICE
EX-5133007210	MOTOR NICE 100Nm/150kg 70mm ERA L NICE	EX-5133507300	MOTOR NICE 120Nm/180kg 70mm ERA LH WITH MANUAL MECHANISM

ADJUSTABLE SLAT MECHANISM FOR SHUTTERS



FUNCTION

Mechanism of rotating slats for enhanced shading

SPECIFICATIONS

- Rotation with lever or knob
- Perfect fit for 25 and 35mm width grooves
- 65mm shutter slat
- 5m long mechanism to be cut at the required length
- Reducer used for bottom fixed shutter slat
- Fast and easy installation
- Robust solution

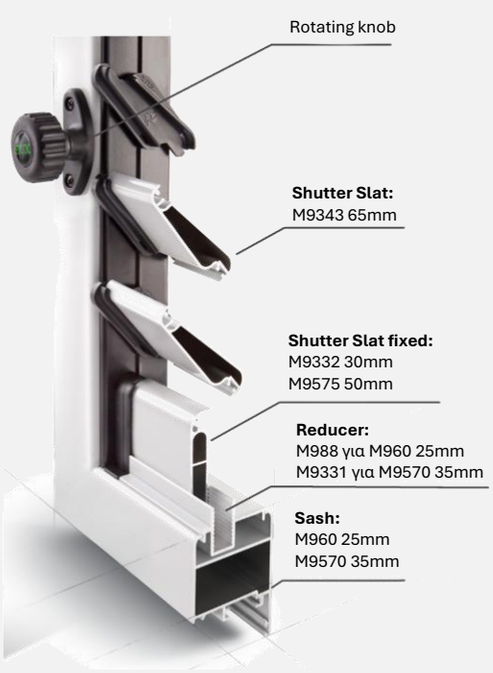



Rotating knob for **25mm**



Rotating lever for **25mm**



Rotating knob for **35mm**



Rotating lever for **35mm**



Installation Manual

5 YEAR Alumil GUARANTEE

EN 13659 EU

CODES & DESCRIPTIONS

EX-4551002503	PAIR OF ADJUSTABLE SLAT MECHANISMS 5m 25mm
EX-4551022503	ROTATING KNOB FOR 25mm
EX-4551012503	ROTATING LEVER FOR 25mm
EX-4551003503	PAIR OF ADJUSTABLE SLAT MECHANISMS 5m 35mm
EX-4551023503	ROTATING KNOB FOR 35mm
EX-4551013503	ROTATING LEVER FOR 35mm

MANUAL SKYLIGHT MECHANISM

FUNCTION

Manual skylight mechanism for inwards and outwards opening windows

AVAILABLE VERSIONS

Lever mechanism

- Opening width: 170mm which can be adjusted
- Easy installation: scissors and rods can be installed from the front
- Secure casement locking due to locking integrated in scissors
- Convenient window cleaning from inside and outside due to easy scissor disengagement
- Inward opening bottom-hung and top-hung windows
- Number of scissors according to leaf width

Hopper mechanism

- Suitable for single bottom hinged windows up to 1.5m width
- Quick and easy installation. The conduit preparation tool is not required
- Maximum opening 250mm; the kit is provided with already cut spent travel tube
- The small section of the conduit allows only 50mm radius bend: it is usually possible to install the conduit on the window frame

Crank mechanism

- Suitable for operating skylights and domes up to 200kg weight
- Maximum stroke 310mm
- Complete bracket set included
- Operation by crank handle

5 YEAR Alumil GUARANTEE

Lever mechanism





APPLICATION LIMITS

Number or scissors	Leaf width a (min)	Leaf width a (max)	Leaf height b (min)	Leaf weight (max)	Panel weight (max)
1	380 mm	1200 mm	250 mm	80 kg	40 kg/m²
2	1201 mm	2400 mm			
3	2401 mm	3600 mm			25 kg/m²

Hopper mechanism





Crack mechanism



CODES & DESCRIPTIONS

EX-4253061100	GALVANIZED ROD 8mm FOR LEVER SKYLIGHT MECHANISM L=3000mm	EX-4254016602	MANUAL HOPPER SKYLIGHT MECHANISM L:3000mm WHITE
EX-4253061502	MANUAL STAY ARM FOR LEVER SKYLIGHT MECHANISM SILVER	EX-4254016702	MANUAL HOPPER SKYLIGHT MECHANISM L:4500mm WHITE
EX-4257794503	MANUAL STAY ARM FOR LEVER SKYLIGHT MECHANISM WHITE	EX-4254016802	MANUAL HOPPER SKYLIGHT MECHANISM L:6000mm WHITE
EX-4253037300	MANUAL STAY ARM FOR LEVER SKYLIGHT MECHANISM BLACK	EX-4254017103	MANUAL HOPPER SKYLIGHT MECHANISM L:3000mm BLACK
EX-4253037702	COVER PROFILE FOR LEVER SKYLIGHT MECHANISM L=3000mm WHITE	EX-4254017203	MANUAL HOPPER SKYLIGHT MECHANISM L:4500mm BLACK
EX-4257450903	COVER PROFILE FOR LEVER SKYLIGHT MECHANISM L=3000mm BLACK	EX-4254017303	MANUAL HOPPER SKYLIGHT MECHANISM L:6000mm BLACK
EX-4251659100	COVER PROFILE FOR LEVER SKYLIGHT MECHANISM L=3000mm SILVER		
EX-4253040002	HANDLE & CORNER TRANSIMISSION FOR LEVER SKYLIGHT MECHANISM SILVER	EX-4253724400	MANUAL CRANK SKYLIGHT MECHANISM 2000N 310mm STROKE
EX-4257453903	HANDLE & CORNER TRANSIMISSION FOR LEVER SKYLIGHT MECHANISM WHITE	EX-4254000300	CRANK FOR MANUAL SKYLIGHT MECHANISM L:1500mm
EX-4253039609	HANDLE & CORNER TRANSIMISSION FOR LEVER SKYLIGHT MECHANISM BLACK	EX-4253724300	CRANK FOR MANUAL SKYLIGHT MECHANISM L:3000mm
EX-4251087800	PLASTIC FITTINGS FOR LEVER SKYLIGHT MECHANISM		

LINEAR MOTORS AC

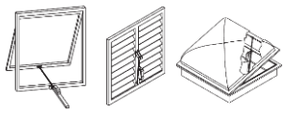

FUNCTION

Electric linear motors for multiple interior uses



RACK



MAX

SPECIFICATIONS

	RACK	MAX
Voltage supply	230 Vca ± 10%	
Electric connection	3 wires + earth	
Force in push/pull action	650 N / 350 N	450 N
Stroke	350mm	300mm
Speed	~8 mm/s	~20 mm/s
Current absorption (max load)	0.1 A	0,7 A
Parallel connection	Yes	Yes
Limit stop	Electronic	Microswitches
Safety stop	Electronic	Thermic
Protection class	IP 55	IP 65
Color	Silver anodization	Silver anodization

RACK

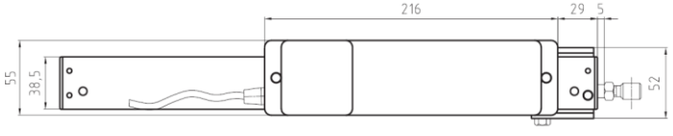

Main body bracket required
(extra code)

Spindle bracket
(included)

MAX

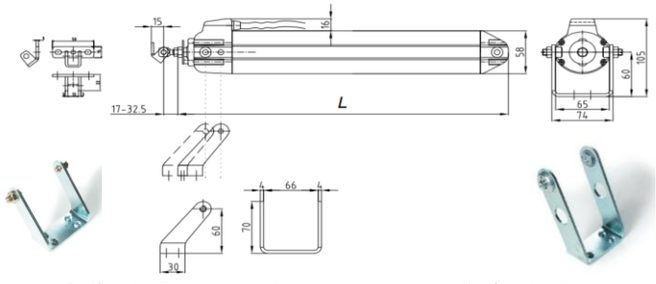

Option 2 – Body bracket
(not included)

Option 1 – Body bracket
(included)

2 YEAR Alumil GUARANTEE

CE 2004/108

MAX

CE 2006/95

CODES & DESCRIPTIONS

EX-4254021100	ELECTRIC LINEAR SPINDLE ACTUATOR RACK 230V 650N IN 350N OUT 350mm STROKE
EX-4254023400	STEEL END BRACKET MOTOR MAIN BODY
EX-4254054100	ELECTRIC LINEAR SPINDLE ACTUATOR MAX 230V 450N 300mm STROKE SILVER
EX-4258155900	STEEL END BRACKET FOR MOTOR MAX MAIN BODY (OPTION 2)

LINEAR MOTORS DC

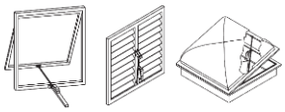

FUNCTION

Electric linear motors for multiple interior and exterior uses

Installation Manual





SPECIFICATIONS

	ULYSSES
Voltage supply	24 Vdc ± 10%
Electric connection	2 wires
Force in push/pull action	650 N
Stroke	180mm
Speed	6 mm/s
Current absorption (max load)	~ 1 A
Parallel connection	Yes
Limit stop	Electronic
Safety stop	Electronic
Protection class	IP 65
Color	Silver anodization
Time rating	30% (requires 70% rest time after 30% operation time)

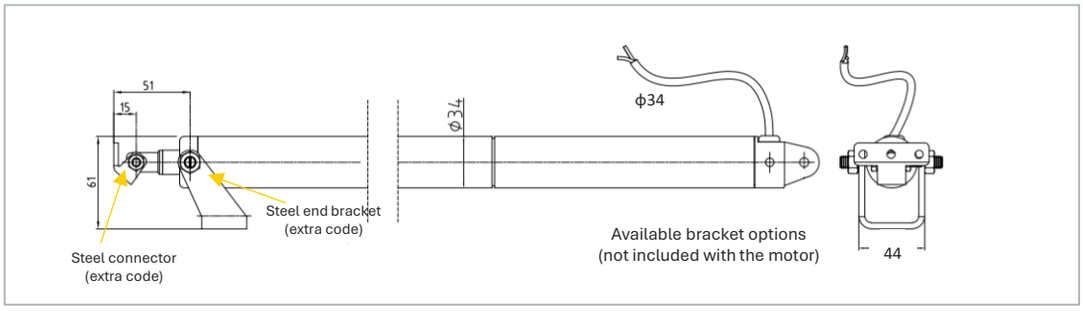



Steel end bracket



Steel connector



Low mount

2 YEAR Alumil GUARANTEE

EN 12101-2

CODES & DESCRIPTIONS

EX-4254176700	ELECTRIC LINEAR SPINDLE ACTUATOR ULYSSES 24VDC 650N 180mm STROKE OUTDOOR
EX-4254025200	STEEL CONNECTOR FOR ULYSSES MOTOR PISTON
EX-4254023400	STEEL END BRACKET FOR ULYSSES MOTOR MAIN BODY
EX-4253569700	LOW MOUNT FOR LINEAR MOTOR ULYSSES

CHAIN ACTUATORS WITH SINGLE CHAIN



FUNCTION

Electric chain actuator for opening, top-hung or bottom-hung windows in hard-to-reach interior areas for sash width under 1500mm. Synchro VEGA motor covers large widths as it includes a synchronization board for more than one motor on the same panel, avoiding the use of external control panels: 4 Synchro Vega DC. It is also available with a special backset upon request (e.g. 150mm for curtain walls as EX-42541495xx)





SPECIFICATIONS

	SINTESI AC	VEGA AC	VEGA DC	SYNCHRO VEGA DC
Voltage supply	230 Vac ± 10%	100 Vac – 240 Vac	24Vdc ± 10%	
Electric connection	3 wires + earth	3 wires + earth	2 wires	5 wires (3m included)
Force in push action	180 N (250mm) - 90 N (380mm)		300 N	
Force in pull action	300 N		300 N	
Stroke	250mm (always on top hung) / 380mm		300 mm	
Speed	~40 mm/s		~9 mm/s	
Current absorption (max load)	0.65 A	0,3 A - 0,15 A		0,7 A
Parallel connection	Yes		Yes	
Limit stop	Micro switches		Electronic	
Safety stop	Thermic		Electronic	
Protection class	IP 20		IP 30	

VEGA MOTOR BRACKETS

Bottom hung «Z» bracket

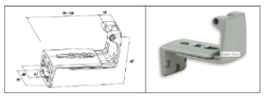

Top hung bracket

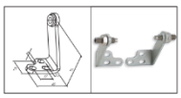

Bottom hung motor body bracket

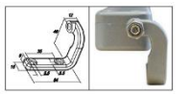

2 YEAR Alumil GUARANTEE

CE 2004/108

CE 2006/95

CODES & DESCRIPTIONS

		TOP HUNG BRACKET (OPEN OUTWARDS)	BOTTOM HUNG BRACKET (OPEN INWARDS)
EX-4254031600	SINTESI CHAIN MOTOR 230V WHITE 9010	-	EX-4253666500
EX-4254031300	SINTESI CHAIN MOTOR 230V SILVER ANODIZED	-	EX-4253666500
EX-4254031403	SINTESI CHAIN MOTOR 230V BLACK ANODIZED	-	EX-4253666500
EX-4254108900	COUPLING CONTROL UNIT FOR MULTI SINTESI		
EX-4254090002	VEGA CHAIN MOTOR 230V WHITE 9010	EX-4254189802	EX-4254084302 & EX-4254170902
EX-4254090003	VEGA CHAIN MOTOR 230V BLACK 9005	EX-4254189803	EX-4254084303 & EX-4254170903
EX-4254090009	VEGA CHAIN MOTOR 230V SILVER 9006	EX-4254189809	EX-4254084300 & EX-4254170900
EX-4254090302	VEGA CHAIN MOTOR 24V WHITE 9010	EX-4254189802	EX-4254084302 & EX-4254170902
EX-4254090303	VEGA CHAIN MOTOR 24V BLACK 9005	EX-4254189803	EX-4254084303 & EX-4254170903
EX-4254090309	VEGA CHAIN MOTOR 24V SILVER 9006	EX-4254189809	EX-4254084300 & EX-4254170900
EX-4254112002	SYNCHRO VEGA ΜΟΤΕΡ ΑΛΥΣΙΔΑΣ 24V ΛΕΥΚΟ	EX-4254189802	EX-4254084302 & EX-4254170902
EX-4254112003	SYNCHRO VEGA ΜΟΤΕΡ ΑΛΥΣΙΔΑΣ 24V ΜΑΥΡΟ	EX-4254189803	EX-4254084303 & EX-4254170903
EX-4254112004	SYNCHRO VEGA ΜΟΤΕΡ ΑΛΥΣΙΔΑΣ 24V ΑΣΗΜΙ	EX-4254189809	EX-4254084300 & EX-4254170900

CONCEALED CHAIN ACTUATORS



FUNCTION

Concealed motor for S67, S77, inward opening hinged and skylights. Available extra motor for locking the multi point mechanism when the sash is closed by VEGA motor. The motor for multi locking can be integrated internally or externally by the use of a motion transmitter. Available aluminum covers to hide the motion transmitter in three colors. Every motor needs two body connectors and one chain connector.





SPECIFICATIONS

	NANO DC	SYNCHRO NANO DC	MOTOR FOR MULTI LOCKING
Voltage Supply	24Vdc ± 15%		24Vdc ± 10%
Electric connection	Polarity inversion		-
Force	400N		600N
Stroke	300mm		19 mm / 38 mm
Speed	4-14 mm/s		~1.6 mm/s
Current absorption (max load)	1,2 A		0,3 A
Parallel connection	Yes		-
Limit stop	Electronic		-
Safety stop	electronic		-
Protection class	IP40		IP32
Time rating	30% (requires 70% rest time after 30% operating time)		
Cable	Incuded (1,5m)	Extra codes	

Synchro Nano wiring



Installation types of motor for multi locking

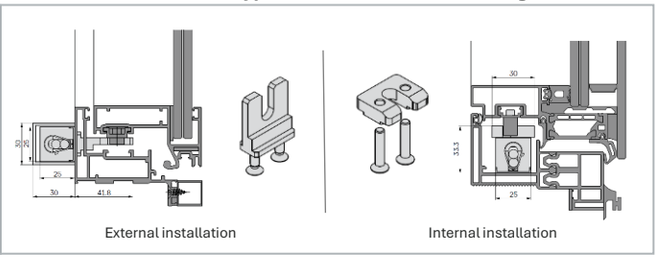

Installation Manual

2 YEAR Alumil GUARANTEE

EN 12101-2

CODES & DESCRIPTIONS

EX-4254194702	CONCEALED MOTOR NANO 24V 300mm WHITE	EX-4254194800	NANO MOTOR BODY CONNECTOR KIT
EX-4254194703	CONCEALED MOTOR NANO 24V 300mm BLACK	EX-4254194900	Z-TYPE NANO CHAIN CONNECTOR KIT
EX-4254194733	CONCEALED MOTOR NANO 24V 300mm SILVER		
EX-4254195002	CONCEALED MOTOR SYNCHRO NANO 24V 300mm WHITE	EX-4254201703	CABLE 5 CORES SYNCHRO 1.5m BLACK
EX-4254195003	CONCEALED MOTOR SYNCHRO NANO 24V 300mm BLACK	EX-4254201903	CONNECTING CABLE SYNCHRO 1m BLACK
EX-4254195009	CONCEALED MOTOR SYNCHRO NANO 24V 300mm SILVER		
EX-4254824000	MOTOR FOR MULTI LOCKING HINGED WINDOWS	EX-4254213800	MOTION TRANSMITTER FOR EXTERNAL USE
EX-4254813002	MOTOR COVER FOR MULTI LOCKING WHITE	EX-4254824200	MOTION TRANSMITTER FOR INTERNAL USE
EX-4254821303	MOTOR COVER FOR MULTI LOCKING BLACK		
EX-4254823009	MOTOR COVER FOR MULTI LOCKING SILVER		

WIRED KITS FOR ELECTRIC MOTOR CONTROL

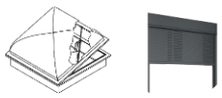

FUNCTION

The electrical equipment for rolling shutters and skylights provide remote control for all Alumil range AC & 24Vdc

AVAILABLE VERSIONS

Version for AC motor

Version for 24Vdc motor

SPECIFICATIONS

- Easy installation according to installation schemes
- Intended for small domestic rolling shutters and skylights
- Compact design

24V power supply & bipolar button



230V Switch



Installation schemes

24V DC motors

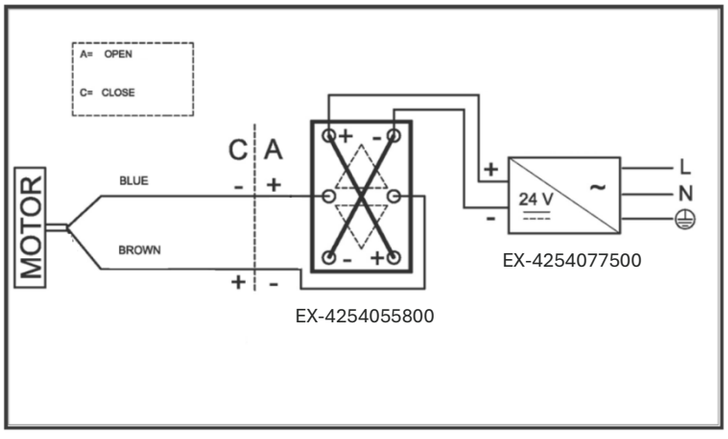

230V AC motors

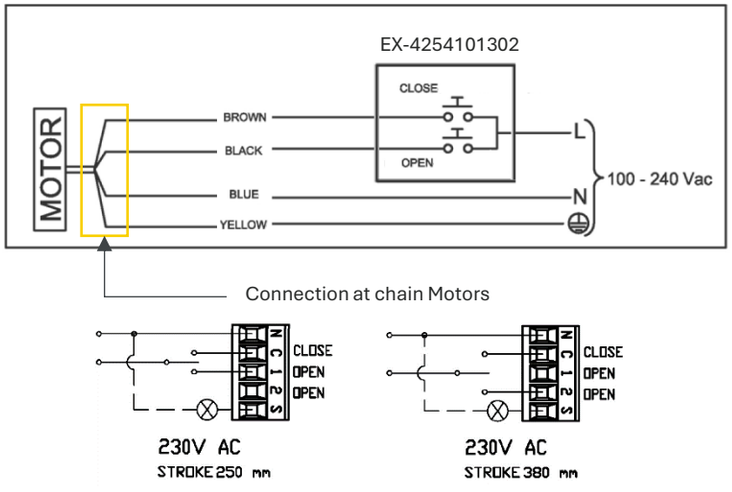

2 YEAR Alumil GUARANTEE

CODES & DESCRIPTIONS

EX-4254101400	FLUSH BIPOLAR PUSH BUTTON FOR MOTORS 24V
EX-4254077500	POWER SUPPLY 24V DC, MAX 3A 199x99x50mm FOR LINEAR MOTORS ULYSSES / FORCE
EX-4254101302	DOUBLE FLUSH SWITCH FOR 230V MOTORS WHITE

WIRELESS KITS FOR ELECTRIC MOTOR CONTROL

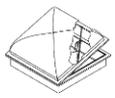


FUNCTION

The electronic control boards for rolling shutters and skylights provide remote control for Alumil AC και 24 Vdc actuators

AVAILABLE VERSIONS

AC actuator version

- Voltage: 230Vac
- Radio receiver 433.92 MHz
- Maximum power 500W

DC actuator version

- Voltage: 24Vdc
- Nominal Current: 8A
- Radio receiver 433MHz
- Requires power supply

SPECIFICATIONS

- Easy installation according to installation schemes
- The system can be controlled via a wired switch, a 6-channel wireless remote control, the OneSmart app, or voice command
- Intended for small domestic rolling shutters and skylights
- Compact design



6-channel
remote control



DC RTS Receiver



230V control unit

AC actuators

Installation Manual

DC actuators

Installation Manual

2 YEAR Alumil GUARANTEE

CODES & DESCRIPTIONS

EX-4354832000	6-CHANNEL REMOTE CONTROL
AC actuator version	
EX-4354831800	CONTROL UNIT 230V AC ACTUATORS
DC actuator version	
EX-4354831900	CONTROL UNIT DC ACTUATORS
EX-4254077500	POWER SUPPLY 24V DC, MAX 3A 199x99x50mm

ALUMIL FLAT FRAME INSULATING PROFILE

FUNCTION

The flat frame insulating profile allows for water drainage and thermal insulation in flat frame installations

SPECIFICATIONS

- Does not age or rot
- Excellent resistance to chemicals
- Easy to cut without break-outs on edges
- Not flammable (b2) / drop free
- Very low thermal conductivity as low as 0.07 w/(mk)
- Especially designed for Alumil Systems with flat frames
- Can be made to order for other applications



INT-6603164400
(2400x246x15mm)

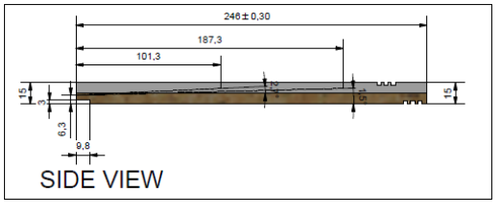

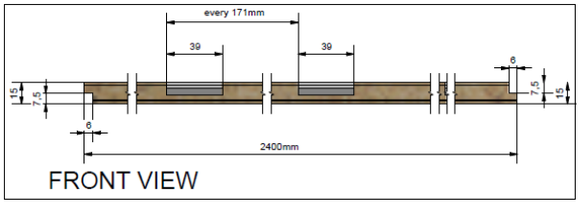

INT-6603164600
(2400x160x15mm)

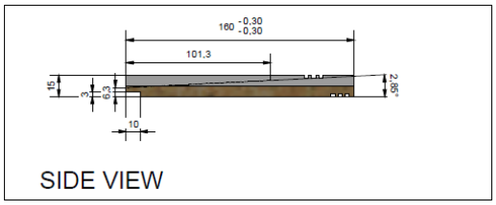

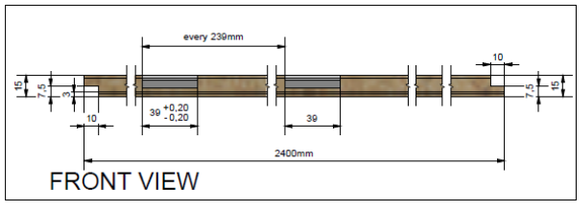

Perspective View

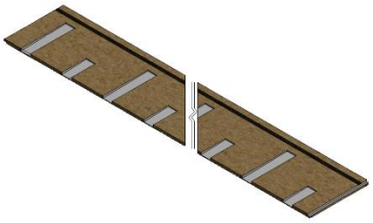

EN DIN 826 — **Compression strength**

EN DIN 320 — **Screw withdrawal**

5 YEAR Alumil GUARANTEE

EN DIN 51045-1 — **Elongation**

EN DIN 12572, 52615 — **Water Resistance**

EN DIN 310 — **Bending strength**

EN DIN 13501-1 — **Fire Classification**

EN DIN 4102 — **Fire Behavior**

EN 12667, DIN 52612 — **Thermal Conductivity**

CODES & DESCRIPTIONS

INT-6603164400	PHONOTHERM INSULATION PANEL FOR TRIPLE LOW FRAME DRAINAGE S650 2.4m
INT-6603164600	PHONOTHERM INSULATION PANEL FOR DUAL LOW FRAME DRAINAGE S650 2.4m
EX-3131802000	INSULATION PANEL 20x1005x2440mm
EX-3131803000	INSULATION PANEL 30x1005x2440mm

ALUMIL NRG BARS

FUNCTION

NRG bar is a premium performance rigid thermoset phenolic insulation profile that improves Uf values up to 20%

SPECIFICATIONS

- Thermal conductivities as low as 0.020 W/mK
- Negligible smoke obscuration
- Unaffected by air infiltration
- Resistance to the passage of water vapour
- Manufactured without the use of CFCs/HCFCs
- Manufactured with a blowing agent that has zero Ozone Depleting Potential (ODP) and low Global Warming Potential (GWP)
- Easy to handle and install due to membrane
- All profiles are available in 1.2m lengths



EN 62305:2006

EN 826:1996

120kPa at 10% compression

EN 12086:1998

>300 MNs/gm

5 YEAR Alumil GUARANTEE

Installation Manual

CODES & DESCRIPTIONS

EX-3130804400	NRG BAR 8x41x1200mm	EX-3131507300	NRG BAR 15x73x1200mm	EX-3132504200	NRG BAR 25x42x1200mm
EX-3130900500	NRG BAR 9x5x1200mm	EX-3131508600	NRG BAR 15x86x1200mm	EX-3132504800	NRG BAR 25x48x1200mm
EX-3131001100	NRG BAR 10x10x1200mm	EX-3131509200	NRG BAR 15x90x1200mm	EX-3132506000	NRG BAR 25x58x1200mm
EX-3131001700	NRG BAR 10x17x1200mm	EX-3131513100	NRG BAR 15x130x1200mm	EX-3132507400	NRG BAR 25x72x1200mm
EX-3131003100	NRG BAR 10x31x1200mm	EX-3131514100	NRG BAR 15x141x1200mm	EX-3132509100	NRG BAR 25x91x1200mm
EX-3131003800	NRG BAR 10x38x1200mm	EX-3131700600	NRG BAR 17x6x1200mm	EX-3132513100	NRG BAR 25x130x1200mm
EX-3131004800	NRG BAR 10x48x1200mm	EX-3132000600	NRG BAR 20x6x1200mm	EX-3132514100	NRG BAR 25x140x1200mm
EX-3131005700	NRG BAR 10x55x1200mm	EX-3132000800	NRG BAR 20x8x1200mm	EX-3133200700	NRG BAR 32x7x1200mm
EX-3131108800	NRG BAR 11x88x1200mm	EX-3132001000	NRG BAR 20x10x1200mm	EX-3134001000	NRG BAR 40x10x1200mm
EX-3131201200	NRG BAR 12x12x1200mm	EX-3132001500	NRG BAR 20x15x1200mm	EX-3134001400	NRG BAR 40x14x1200mm
EX-3131201000	NRG BAR 12x10x1200mm	EX-3132002000	NRG BAR 20x20x1200mm	EX-3134002000	NRG BAR 40x20x1200mm
EX-3131501000	NRG BAR 15x10x1200mm	EX-3132004500	NRG BAR 20x45x1200mm	EX-3134003000	NRG BAR 40x30x1200mm
EX-3131501200	NRG BAR 15x12x1200mm	EX-3132004800	NRG BAR 20x48x1200mm	EX-3134003700	NRG BAR 40x35x1200mm
EX-3131501400	NRG BAR 15x14x1200mm	EX-3132500500	NRG BAR 25x5x1200mm	EX-3134007300	NRG BAR 40x72x1200mm
EX-3131501800	NRG BAR 15x18x1200mm	EX-3132501000	NRG BAR 25x10x1200mm		
EX-3131502200	NRG BAR 15x22x1200mm	EX-3132501300	NRG BAR 25x13x1200mm	EX-3132301300	POLYGONIC NRG BAR 20x12,2x1200mm
EX-3131503000	NRG BAR 15x30x1200mm	EX-3132501500	NRG BAR 25x15x1200mm	EX-3132003300	POLYGONIC NRG BAR 20x33x1200mm
EX-3131503200	NRG BAR 15x32x1200mm	EX-3132501900	NRG BAR 25x19x1200mm	EX-3132003600	POLYGONIC NRG BAR 20x36x1200mm
EX-3131503600	NRG BAR 15x36x1200mm	EX-3132502100	NRG BAR 25x21x1200mm	EX-3132004300	POLYGONIC NRG BAR 20x43x1200mm
EX-3131504100	NRG BAR 15x41x1200mm	EX-3132502800	NRG BAR 25x28x1200mm		
EX-3131505000	NRG BAR 15x50x1200mm	EX-3132503100	NRG BAR 25x31x1200mm		
EX-3131506000	NRG BAR 15x60x1200mm	EX-3132503600	NRG BAR 25x36x1200mm		

ALUMIL J-BOND ALUMINIUM COMPOSITE PANELS



FUNCTION

Aluminum composite panels for facades and various exterior and interior uses

SPECIFICATIONS

- Light weight and flat surface product easy to work with, to drill, cut and bend
- Provides sound insulation and it is durable in weather conditions, erosion, deterioration, pollution, fire and water
- Exceptional resistance in acids and alkaline
- Simple maintenance
- Environment friendly as a recycling material
- High quality production ensures excellent bonding and quality
- Long term sample testing from every production
- Panels covered with easy to peel protective layer
- **Standard dimensions:** 1.25x3.2m.









EN DIN 13823

10 YEAR Alumil GUARANTEE
Color peel off

10 YEAR Alumil GUARANTEE
bonding

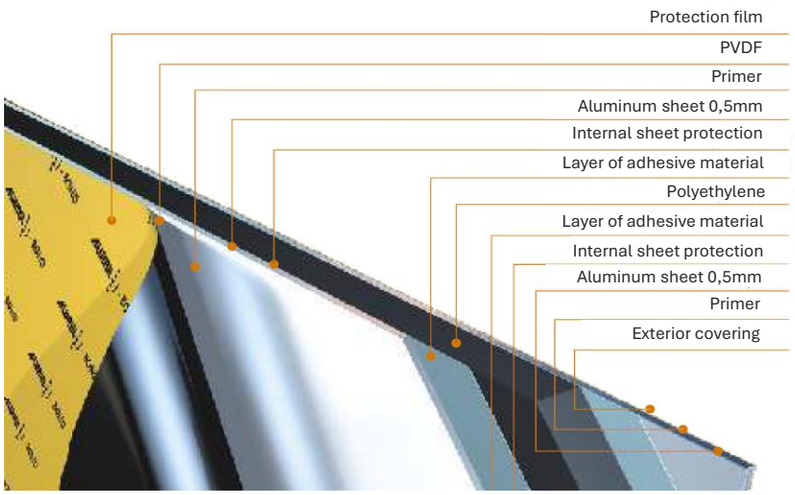

CODES & DESCRIPTIONS

EX-7630125002	JBOND 4x1250x3200mm RAL9016 – WHITE
EX-7630125003	JBOND 4x1250x3200mm RAL9005 – BLACK
EX-7630125020	JBOND 4x1250x3200mm SILVER METALLIC
EX-7630125035	JBOND 4x1250x3200mm RAL3020 – RED
EX-7630125046	JBOND 4x1250x3200mm GREY METALLIC
EX-7630125048	JBOND 4x1250x3200mm SMOKEY SILVER
EX-7630125050	JBOND 4x1250x3200mm RAL7016 - GREY
EX-7630125031	JBOND 4x1250x3200mm RAL5010 - BLUE

ALUMIL POLYCARBONATE SHEETS

FUNCTION

Multi use building material for interior and exterior use

SPECIFICATIONS

- Available in multi-wall and solid sheets
- Available in custom dimensions to minimize excess
- 4, 6, 8, 10, 16, 20, 25mm for multi-wall
- 2, 3, 4, 5, 6, 8, 10mm for solid sheets
- Lightweight, no-brake, heat insulating, sound insulating, UV protected
- Perfect for atriums, sound barriers, kiosks, parkings
- Dust repelling, easy to clean
- Fully tested and calculated for solar heat gains
- Light transmission, shading coefficient, thermal expansion
- 2 types available (POLYbat, EuroCarb)



Solid polycarbonate



EuroCarb sheets



Washer with gasket

10 YEAR Alumil GUARANTEE

EuroCarb

5 YEAR Alumil GUARANTEE

POLYbat

ASTM E-84
FIRE REACTION
Grade A

CODES & DESCRIPTIONS

EX-7710262030	SOLID POLYCARBONATE SHEET 2X2050X6100 CLEAR	EX-7740420000	EUROCARB 4X6000X2100mm 2 WALL CLEAR	EX-7741036000	EUROCARB 10X6000X2100mm 3 WALL REFLECTIVE
EX-7710262031	SOLID POLYCARBONATE SHEET 2X2050X6100 OPAL	EX-7740421000	EUROCARB 4X6000X2100mm 2 WALL WHITE	EX-7741037000	EUROCARB 10X6000X2100mm 3 WALL GREY
EX-7710262032	SOLID POLYCARBONATE SHEET 2X2050X6100 BRONZE	EX-7740422000	EUROCARB 4X6000X2100mm 2 WALL BRONZE	EX-7741651000	EUROCARB SHEET RDC 16x6000x2100mm 5 WALL CLEAR
EX-7710362130	SOLID POLYCARBONATE SHEET 3X2050X6100 CLEAR	EX-7740423000	EUROCARB 4X6000X2100mm 2 WALL BLUE	EX-7741651100	EUROCARB SHEET RDC 16x6000x2100mm 5 WALL OPAL
EX-7710362131	SOLID POLYCARBONATE SHEET 3X2050X6100 OPAL	EX-7740424000	EUROCARB 4X6000X2100mm 2 WALL GREEN	EX-7741651200	EUROCARB SHEET RDC 16x6000x2100mm 5 WALL BRONZE
EX-7710362132	SOLID POLYCARBONATE SHEET 3X2050X6100 BRONZE	EX-7740620000	EUROCARB 6X6000X2100mm 2 WALL CLEAR	EX-7741651300	EUROCARB SHEET RDC 16x6000x2100mm 5 WALL BLUE
EX-7710462230	SOLID POLYCARBONATE SHEET 4X2050X6100 CLEAR	EX-7740621000	EUROCARB 6X6000X2100mm 2 WALL WHITE	EX-7741651400	EUROCARB SHEET RDC 16x6000x2100mm 5 WALL GREEN
EX-7710462231	SOLID POLYCARBONATE SHEET 4X2050X6100 OPAL	EX-7740622000	EUROCARB 6X6000X2100mm 2 WALL BRONZE	EX-7741651500	EUROCARB SHEET RDC 16x6000x2100mm 5 WALL REFLECTING
EX-7710462232	SOLID POLYCARBONATE SHEET 4X2050X6100 BRONZE	EX-7740623000	EUROCARB 6X6000X2100mm 2 WALL BLUE	EX-7742051000	EUROCARB SHEET RDC 20X6000X2100mm 5 WALL CRYSTAL
EX-7710562030	SOLID POLYCARBONATE SHEET 5X2050X6100 CLEAR	EX-7740624000	EUROCARB 6X6000X2100mm 2 WALL GREEN	EX-7742051100	EUROCARB SHEET RDC 20X6000X2100mm 5 WALL OPAL
EX-7710562031	SOLID POLYCARBONATE SHEET 5X2050X6100 OPAL	EX-7740830000	EUROCARB 8X6000X2100mm 3 WALL CLEAR	EX-7742051200	EUROCARB SHEET RDC 20X6000X2100mm 5 WALL BRONZE
EX-7710562032	SOLID POLYCARBONATE SHEET 5X2050X6100 BRONZE	EX-7740831000	EUROCARB 8X6000X2100mm 3 WALL WHITE	EX-7742051300	EUROCARB SHEET RDC 20X6000X2100mm 5 WALL BLUE
EX-7710662030	SOLID POLYCARBONATE SHEET 6X2050X6100 CLEAR	EX-7740832000	EUROCARB 8X6000X2100mm 3 WALL BRONZE	EX-7742051400	EUROCARB SHEET RDC 20X6000X2100mm 5 WALL GREEN
EX-7710662031	SOLID POLYCARBONATE SHEET 6X2050X6100 OPAL	EX-7740833000	EUROCARB 8X6000X2100mm 3 WALL BLUE	EX-7742051500	EUROCARB SHEET RDC 20X6000X2100mm 5 WALL REFLECTING
EX-7710662032	SOLID POLYCARBONATE SHEET 6X2050X6100 BRONZE	EX-7740834000	EUROCARB 8X6000X2100mm 3 WALL GREEN	EX-7742551000	EUROCARB SHEET RDC 25X6000X2100mm 5 WALL CRYSTAL
EX-7710862030	SOLID POLYCARBONATE SHEET 8X2050X6100 CLEAR	EX-7741030000	EUROCARB 10X6000X2100mm 3 WALL CLEAR	EX-7742551100	EUROCARB SHEET RDC 25X6000X2100mm 5 WALL OPAL
EX-7710862031	SOLID POLYCARBONATE SHEET 8X2050X6100 OPAL	EX-7741031000	EUROCARB 10X6000X2100mm 3 WALL WHITE	EX-7742551200	EUROCARB SHEET RDC 25X6000X2100mm 5 WALL BRONZE
EX-7710862032	SOLID POLYCARBONATE SHEET 8X2050X6100 BRONZE	EX-7741032000	EUROCARB 10X6000X2100mm 3 WALL BRONZE	EX-7742551300	EUROCARB SHEET RDC 25X6000X2100mm 5 WALL BLUE
EX-7711062030	SOLID POLYCARBONATE SHEET 10X2050X6100 CLEAR	EX-7741033000	EUROCARB 10X6000X2100mm 3 WALL BLUE	EX-7742551400	EUROCARB SHEET RDC 25X6000X2100mm 5 WALL GREEN
EX-7711062031	SOLID POLYCARBONATE SHEET 10X2050X6100 OPAL	EX-7741034000	EUROCARB 10X6000X2100mm 3 WALL GREEN	EX-7742551500	EUROCARB SHEET RDC 25X6000X2100mm 5 WALL REFLECTING
EX-7711062032	SOLID POLYCARBONATE SHEET 10X2050X6100 BRONZE	EX-7746208800	EUROCARB 10X6000X2100mm 3 WALL REFLECTIVE	EX-7710600500	WASHER WITH GASKET FOR POLYCARBONATE 6mm
EX-7740308800	POLYBAT 10X6000X2100mm 3 WALL CLEAR	EX-7746218800	EUROCARB 10X6000X2100mm 3 WALL GREY	EX-7711000500	WASHER WITH GASKET FOR POLYCARBONATE 10mm
EX-7740318800	POLYBAT 10X6000X2100mm 3 WALL WHITE	EX-7746228800	POLYBAT 6X6000X2100mm 2 WALL BRONZE	EX-7711600500	WASHER WITH GASKET FOR POLYCARBONATE 16mm
EX-7740328800	POLYBAT 10X6000X2100mm 3 WALL BRONZE				

WOODEE




FUNCTION

WOODEE is ALUMIL's proposal for premium quality wood-composite decking, fencing and cladding applications. Truly ideal for decking and flooring constructions by swimming pools, patios and winter-gardens, balconies and terraces, piers and coastal sidewalks, applied in hotels, outdoors facilities and many more

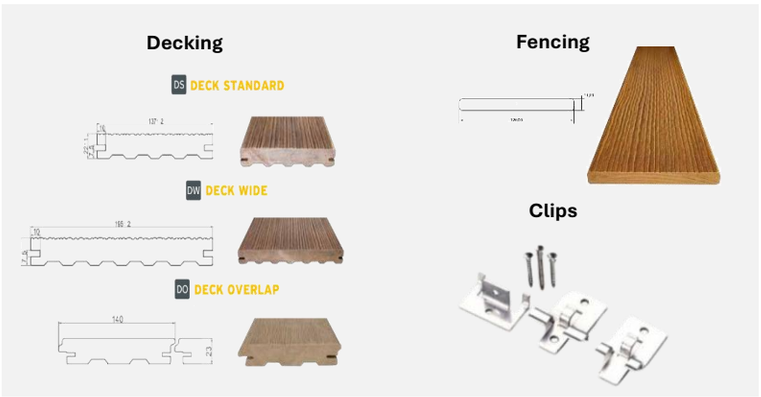

AVAILABLE VERSIONS

Decking: available in
- **3 profiles:** DS- Deck standard /DW-Deck wide /DO-Deck overlap
- **5 textures:** LINEAR/ VINTAGE/ AMAZON/ AMAZON PLUS/ FLAT PLUS

Cladding: available in
- **1 profile**
- **2 textures:** VINTAGE /AMAZON

Fencing: available in
- **3 profile:** 120x11mm
- **3 textures:** VINTAGE /AMAZON / FLAT PLUS

Finishing: available in
- **1 profile**: 90x16 mm
- **double texture:** PLAIN and AMAZON

Transom: available in
- **2 profiles:** 50x30mm , 50x50mm

Cladding	Fencing	Standard	Overlap	Wide
Installation Manual	Installation Manual	Installation Manual	Installation Manual	Installation Manual

COLORS



TEXTURES



25 YEARS* Alumil GUARANTEE

* Against wood decaying factors

5 YEAR Alumil GUARANTEE

EN 15534-4, 15534-1

CODES & DESCRIPTIONS

DECKING		**FINISHING**	
EX-7301114001	WOODEE DECKING STANDARD LINEAR WHITE 4.0m DS-1010	EX-7304906001	WOODEE FINISHING DECK 90mm 2.0m WHITE F90-10
EX-7301114003	WOODEE DECKING STANDARD LINEAR TEAK 4.0m DS-1030	EX-7304906003	WOODEE FINISHING DECK 90mm 2.0m TEAK F90-30
EX-7301114007	WOODEE DECKING STANDARD LINEAR PALISANDER 4.0m DS-1070	EX-7304906007	WOODEE FINISHING DECK 90mm 2.0m PALISANDER F90-70
EX-7301114008	WOODEE DECKING STANDARD LINEAR EBEN 4.0m DS-1080	EX-7304906008	WOODEE FINISHING DECK 90mm 2.0m EBEN F90-80
EX-7301324003	WOODEE DECKING OVERLAP VINTAGE TEAK 4.0m D0-2030	EX-7304906006	WOODEE FINISHING DECK 90mm 2.0m INOX F90-60
EX-7301324007	WOODEE DECKING OVERLAP VINTAGE PALISANDER 4.0m D0-2070	EX-7304906009	WOODEE FINISHING DECK 90mm 2.0m WENGE F90-90
EX-7301324008	WOODEE DECKING OVERLAP VINTAGE EBEN 4.0m D0-2080	**TRANSOM**	
EX-7301344006	WOODEE DECKING OVERLAP AMAZON INOX 4.0m D0-4060	EX-7305534000	TRANSOM 50x30 4.0m TR-5030
CLADDING		EX-7305554000	TRANSOM 50x50 4.0m TR-5050
EX-7302043103	WOODEE CLADDING AMAZON TEAK 4.0m CL-4030	**CLIPS**	
EX-7302043107	WOODEE CLADDING AMAZON PALISANDER 4.0m CL-4070	EX-7302100000	DECKING STANDARD/WIDE/OVERLAP START CLIP INOX
EX-7302043109	WOODEE CLADDING AMAZON WENGE 4.0m CL-4090	EX-7302200000	DECKING STANDARD/WIDE INTERMEDIATE CLIP INOX
FENCING		EX-7303000000	DECKING OVERLAP INTERMEDIATE CLIP INOX
EX-7303143603	WOODEE FENCING 120mm AMAZON TEAK 3.6m FE120-4030	EX-7305100000	CLADDING START CLIP INOX
EX-7303143607	WOODEE FENCING 120mm AMAZON PALISANDER 3.6m FE120-4070	EX-7305200000	CLADDING INTERMEDIATE CLIP INOX
EX-7303143708	WOODEE FENCING 120mm AMAZON EBEN 3.6m FE120-4080	**More codes available upon request and according to commercial policy**	

WOODALUX




FUNCTION

WOODALUX is an innovative building material, suitable for creating decorative and shading structures for long-lasting natural upgrading of buildings & outdoors constructions. Additionally, WOODALUX offers unique louvers solutions for pergolas, fencings and other structures.

All profiles can be placed vertically, horizontally or in angled position offering wall cladding and sturdy shading solutions in a more natural way



AVAILABLE VERSIONS

Available in 8 profiles, applicable for pergolas, fencing, cladding structures as well as many customizations:

- 24x120mm pergolas, cladding, fencing etc
- 25x90mm fencing etc.
- 32x40mm cladding, FC60 fencing, etc.
- 32x60mm cladding, FC60 fencing, etc.
- 32x80mm cladding, FC60 fencing, etc.
- 32x80mm FC10 fencing, etc.
- 32x120mm pergolas, cladding, FC60 fencing, etc.

Maintenance Manual

Profile dimensions

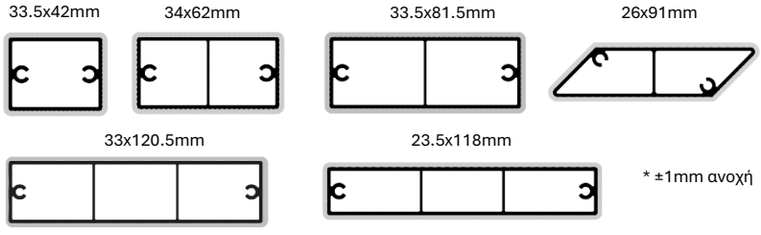

* ±1mm ανοχή

End Caps


Type 1


Type 2

COLORS



JK32 JK08 JK25 JK22 JK26 JK28 JK29 JK31 JK11

Tested in:

- Color stabilization and aging UV -> 4200 hours
- Weathering conditions (ISO 4982-2- 1500 hr)
- Corrosion resistance: 1008h Acetic Acid Salt Spray test
- Peeling off under harsh conditions and resistance to wood decaying factors (DIN EN 13696:2009)
- Concentration in heavy metals (EN 71-3:203)

CODES & DESCRIPTIONS

		End Caps		
24x120mm		**Type 1**	**Type 2**	
EX-73224120xx	WOODALUX BAR 24x120mm 6.0m	EX-3105600100	EX-3103212000	WOODALUX END CAP FOR 32x120mm
25x90mm		EX-3105600200	EX-3103280000	WOODALUX END CAP FOR 32x80mm
EX-73225900xx	WOODALUX BAR 25x90mm 6.0m	EX-3105600300	EX-3103260000	WOODALUX END CAP FOR 32x60mm
32x40mm		EX-3105600400	EX-3103240000	WOODALUX END CAP FOR 32x40mm
EX-73232400xx	WOODALUX BAR 32x40mm 6.0m	EX-3105766000	EX-3102412000	WOODALUX END CAP FOR 24x120mm
32x60mm		EX-3102259000	EX-3102590000	WOODALUX END CAP PAIR FOR 25x90mm
EX-73232600xx	WOODALUX BAR 32x60mm 6.0m	EX-3105601000	-	WOODALUX END CAP FOR 45x300mm
32x80mm		EX-7325601300		WOODALUXSUBFRAME HOLDER
EX-73232800xx	WOODALUX BAR 32x80mm 6.0m			
32x80mm FC10				
EX-73232801xx	WOODALUX BAR 32x80mm FC10 6.0m			
32x120mm				
EX-73232120xx	WOODALUX BAR 32x120mm 6.0m			

ALUMIL SEALANTS AND ADHESIVES (PART 1)

FUNCTION

Top quality materials for complete fabrication, installation and maintenance of Alumil Systems

AVAILABLE OPTIONS

Acrylic putty: to be used for interior applications. Application in extreme temperatures may affect the setting time and overall appearance (cracking). Can be painted

Acetic silicone: is appropriate for gluing and sealing. While setting a 5% volume shrinkage will occur. It should always be applied on clean and dry surfaces. Cannot be painted

Neutral silicone: is ideal for aluminium construction. No smell allows indoor applications, excellent gluing and sealing properties without shrinkage while setting. Cannot be painted

Hybrid joint sealant: is a hybrid between acrylic putty and silicone. It is ideal for aluminum systems as it offers excellent bonding and elasticity. It does not shrink when setting. It may be used for gaps between wall and window as well as 45° cut sealing. It slightly expands for a perfect seal. Can be painted

Brugal: spray for covering aluminum surfaces in order to enhance the anticorrosion properties. Especially used at painted or anodized profiles after performing cuttings or millings

Silicon spray: the solution for lubrication and maintenance of plastic parts or mechanism moving parts

SPECIFICATIONS

- According to the application, the correct product should always be used in order to achieve high quality and long-lasting results
- All products have to be used during their shelf-life to achieve proper results



Alumil branded catridges

Brugal



Pneumatic gun

5 YEAR Alumil GUARANTEE

CODES & DESCRIPTIONS		SHELF LIFE (MONTHS)
EX-7707130702	HYBRID JOINT SEALANT ALUMIL 280ml WHITE	12
EX-7700200105	SILICONE NEUTRAL CARTRIDGE 280ml CLEAR	12
EX-7700056902	SILICONE NEUTRAL CARTRIDGE 280ml WHITE	12
EX-7701120004	SILICONE NEUTRAL CARTRIDGE 280ml GREY	12
EX-7701120006	SILICONE NEUTRAL CARTRIDGE 280ml BROWN	12
EX-7707111400	SILICONE ACETIC NON FUGAL CARTRIDGE 280ml ALUMIL CLEAR	12
EX-7707111402	SILICONE ACETIC NON FUGAL CARTRIDGE 280ml ALUMIL WHITE	12
EX-7700000204	SILICONE ACETIC NON FUGAL CARTRIDGE 280ml ALUMIL GREY	12
EX-7700000006	SILICONE ACETIC NON FUGAL CARTRIDGE 280ml ALUMIL BROWN	12
EX-7707121102	ACRYLIC SEALANT PUTTY CARTRIDGE 280ml ALUMIL WHITE	18
EX-7707121202	ACRYLIC SEALANT PUTTY SAUSAGE 600ml WHITE	18
EX-7700141400	ACRYLIC SEALANT PUTTY FIRE RESISTANT CARTRIDGE 280ml WHITE	12
EX-7701910000	PNEUMATIC GUN 310/600ML	-
EX-7700301000	BRUGAL ALUMINIUM RUST RESISTANT PROTECTOR SPRAY 400ml	24
EX-7700000500	QUANTUM SILICONE SPRAY FOR LUBRICATION 400ml	12

ALUMIL SEALANTS AND ADHESIVES (PART 2)

FUNCTION

Top quality materials for complete fabrication, installation and maintenance of Alumil Systems

AVAILABLE OPTIONS

PU foam: offers good insulation and stability between the structures. Mechanical fixing should always be used, as expanding foam may interfere with the leveling of the frame. PU foam cleaning spray is available

Alumil cleaning agent: is formulated in order not to corrode aluminum paint and anodizing. It may be used for joint sealant, silicone, acrylic putty and glue residues as well as cutting oils and pen markings

Crimp corner glue: is PU based and sets with humidity. Corners should always be sprayed with a mist of water to help the glue set. It expands slightly when setting. Corner crimp glue can also be used in other applications since it offers excellent bonding strength with limited elasticity

One component adhesive-silicone: for fast setting for demanding applications, utilized when sulfur glue is used for the secondary glazing sealing. Allows quick transportation of the sashes as it drastically decreases setting time. Primer is needed for powder coated profiles

Cyanoacrylic adhesive: offers quick adhesion due to polymerism. Ideal for gaskets, plastics, glasses and metallic parts

Weathersealing silicone: a one-part, medium-modulus, elastomeric sealant designed for general weathersealing

Structural glazing sealant: a one-part silicone sealant used for structural glazing

Glue for alum. –polyoureth.: 2 components in ration 4kg (part A) / 1kg (part B)

SPECIFICATIONS

- According to the application, the correct product should always be used in order to achieve high quality and long-lasting results
- All products have to be used during their shelf-life to achieve proper results
- All 280ml cartridges are used with standard cauking guns

5 YEAR Alumil GUARANTEE

Example
(of using Alumil adhesives during corner joint)

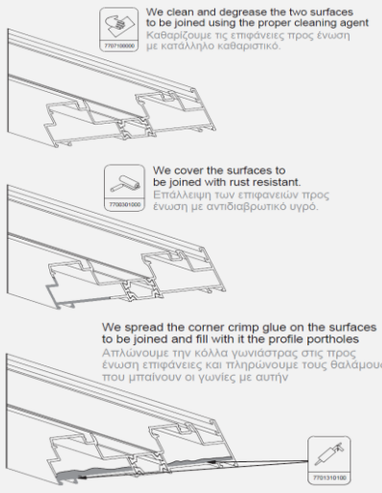

Example
(of using cyanoacrylic adhesive for gaskets)

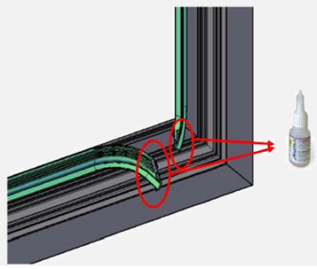

CODES & DESCRIPTIONS

		SHELF LIFE (MONTHS)
EX-7701310100	CORNER CRIMP GLUE ALUMIL CARTRIDGE 310ml	12
EX-7701310300	CORNER CRIMP GLUE ALUMIL CARTRIDGE 1000ml	12
EX-7701310310	EXTRA SCREW NOZZLE FOR CORNER CRIMP GLUE ALUMIL EX-7701310300	-
EX-7705029000	2-COMPONENT CORNER CRIMP GLUE WHITE 900gr	12
EX-7704010600	EXTRA SCREW NOZZLE FOR CORNER CRIMP GLUE 2-COMPONENT EX-7705029000	-
EX-7701310110	CORNER CRIMP GLUE 600ml SAUSAGE	12
EX-7705001700	CYANOACRYLIC FAST SETTING ADHESIVE ALUMIL 20ml	9
INT-7700939803	1 COMPONENT FAST SETTING ADHESIVE SILICONE BLACK SAUSAGE 600ml (FOR SILICONE GLAZING)	12
EX-7701205000	PRIMER FOR 1 COMPONENT SILICONE DOW 776 FOR POWDER COATED PROFILES 0,5lt	18
EX-7702142800	LOW EXPANSION PU FOAM FOR ELASTIC JOINT INSULATION 500ml	12
EX-7700000100	LOW EXPANSION PU FOAM ALUMIL 750ml	12
EX-7700501300	POLYURETHANE FOAM FIRERATED EI180 40ml	12
EX-7707100001	CLEANING SRAY FOR PU FOAM 500ml	120 (10 χρόνια)
EX-7707100000	ALU CLEANER ALUMIL 1L	-
EX-7707916003	WEATHERSEALING SILICONE DOW 791 600ml BLACK SAUSAGE	12
EX-7707916000	WEATHERSEALING SILICONE DOW 791 310ml TRANSPARENT CARTRIDGE	12
EX-7701205000	PRIMER FOR WEATHERSEALING SILICONE DOW 791 0,5lt	45
EX-7708956003	STRUCTURAL GLAZING SEALANT DOW 895 BLACK 600ml	12
EX-7702560100	PART A OF 2 COMPONENT GLUE FOR ALUMIN.-POLYOURETH. 25kg	
EX-7702560101	PART B OF 2 COMPONENT GLUE FOR ALUMIN.-POLYOURETH. 20kg	

ALUMIL SYSTEM MOUNTING ACCESSORIES

FUNCTION

Top quality accessories for complete mounting, leveling, glass shimming, frame fixing and insulating of Alumil Systems

AVAILABLE OPTIONS

Glass setting block: helps on glass shimming the frame on the structural element

Frame installation anchor: aims to transfer all the calculated loads to the structural element

French-type shoot bolt: rotate 90° by pressing the button

Joint cord: prevents deformations and therefore the stressing of the frames by the structural elements. Polyethylene is a thermal insulating material that does not allow liquid sealants to stick on it. A hollow surface is created in the fluid sealing material when pressed on the joint cord. This results in proper bonding only between the frame and the wall. This joint will be able to operate without being cut for decades.

Air and water sealing tapes : are flexible foils for vapor open and air – and driving rain tight sealing of connections around windows, between the frames and the wall. They are very practical in their application

Pre-presses self-swelling insulation tapes: with the pressure they exert on the walls, they ensure waterproffing against liquid element but at the same time they allow the escape of water vapors under the frame. They are also heat insulating and can replace the use of polyurethane if the application allows so

Butyl aluminum tapes: are a very tight material with high mechanical strength. Due to this property, tapes are placed on the floor frame so that aided by the weight of the frames it achieves proper sealing

Frame Anchor — Installation Manual

Sealing tapes — Installation Manual

Pre-pressed tape — Installation Manual

5 YEAR Alumil GUARANTEE

Glass setting block



Frame installation anchor



Butyl aluminum tapes



Coating profile



Air and water sealing tapes



Joint cord



Pre-pressed self-swelling insulation tapes



Elevation bubble



CODES & DESCRIPTIONS

EX-2900000200	GLASS SETTING BLOCK 2 mm	EX-7700075000	ELEVATION BUBBLE 100X160 75KG
EX-2900000300	GLASS SETTING BLOCK 3 mm	EX-4707782500	EXTERIOR COATING PROFILE 2,5m LENGTH
EX-2900000400	GLASS SETTING BLOCK 4 mm	EX-7703060900	JOINT CORD D10
EX-2900000500	GLASS SETTING BLOCK 5 mm	EX-7703060800	JOINT CORD D15
EX-4701001000	FRAME MOUNTING PACKER U SHAPE 1x52,5x65mm	EX-7701002000	AIR AND WATER SEALING TAPE W:100mm L:50m
EX-4701002000	FRAME MOUNTING PACKER U SHAPE 2x52,5x65mm	EX-7703001010	EPDM MEMBRANE EXTERNAL USE TH:1mm W:300mm WITH ADHESIVE TAPE
EX-4701003000	FRAME MOUNTING PACKER U SHAPE 3x52,5x65mm	EX-7705001010	EPDM MEMBRANE EXTERNAL USE TH:1mm W:500mm WITH ADHESIVE TAPE
EX-4701040000	FRAME MOUNTING PACKER U SHAPE 4x52,5x65mm	EX-7705007510	EPDM MEMBRANE EXTERNAL USE TH:0,75mm W:500mm WITH ADHESIVE TAPE
EX-4701005500	FRAME MOUNTING PACKER U SHAPE 5x52,5x65mm	EX-7705007500	EPDM MEMBRANE INTERNAL USE TH:0,75mm W:500mm WITH ADHESIVE TAPE
EX-4701006500	FRAME MOUNTING PACKER U SHAPE 6x52,5x65mm	EX-7700090300	ADHESIVE PASTE FOR EPDM MEMBRANE
EX-4701007500	FRAME MOUNTING PACKER U SHAPE 8x52,5x65mm	EX-7703571500	PRECOMPRESSED SEALING TAPE W:35mm H:7-15mm L:4,3m
EX-4700770000	FRAME INSTALLATION ANCHOR 22x140mm	EX-7705410200	PRECOMPRESSED SEALING TAPE W:54mm H:10-20mm L:3,3m
EX-4707756000	FRAME INSTALLATION ANCHOR 200x30	EX-7703551000	PRECOMPRESSED SEALING TAPE W:35mm H:5-10mm L:5,6m
EX-4701232000	FRENCH TYPE STEEL ANCHOR 100X85mm		
EX-4701233000	FRENCH TYPE STEEL ANCHOR 120X70mm	EX-7201999200	BUTYL ALUMINUM TAPE 100 x 0,6 mm 10m
EX-4701234000	FRENCH TYPE STEEL ANCHOR 140X70mm	EX-7201999300	BUTYL ALUMINUM TAPE 200 x 0,6mm 10m
EX-4701235000	FRENCH TYPE STEEL ANCHOR 160X70mm	EX-7201999500	BUTYL ALUMINUM TAPE 50 x 0,6mm 10m

ALUMIL SYSTEM SCREWS

FUNCTION

Screws for certified fabrication of Alumil systems

SPECIFICATIONS

- All Alumil systems are certified with Alumil screws
- A2 stainless screws do not contaminate the aluminum and are highly resistant to corrosions
- Galvanized screws are stronger and more elastic
- Self drilling screws allow for fast application, but only single layered fixing is possible
- Tapping screws require pre-drilling

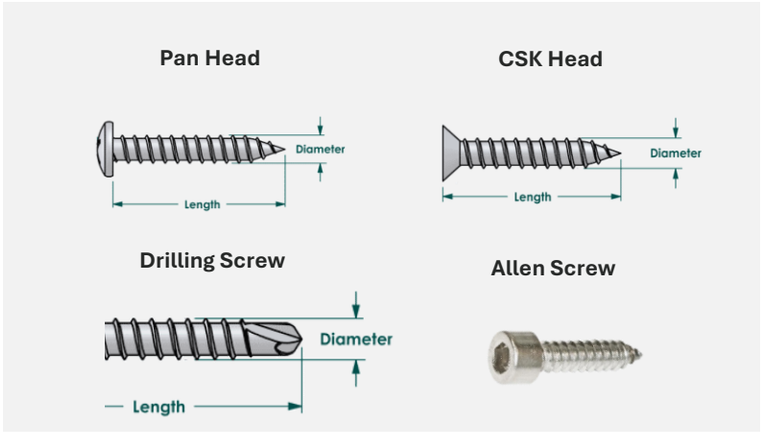

5 YEAR Alumil GUARANTEE

CODES & DESCRIPTIONS

STAINLESS STEEL A2 SCREWS			
EX-7627982201	CSK A2 2,9x9,5 PH	EX-7982123525	PAN A2 3,5X25 PH
EX-7622913000	CSK A2 2,9x13 PH	EX-7982123913	PAN A2 3,9X13 PH
EX-7622919000	CSK A2 2,9x19 PH	EX-7982123919	PAN A2 3,9X19 PH
EX-7981222925	CSK A2 2,9x25 PH	EX-7982123925	PAN A2 3,9X25 PH
EX-7981223595	CSK A2 3,5x9,5 PH	EX-7982124295	PAN A2 4,2X9,5 PH
EX-7981223525	CSK A2 3,5x25 PH	EX-7982124213	PAN A2 4,2X13 PH
EX-7981223532	CSK A2 3,5x32 PH	EX-7982124216	PAN A2 4,2X16 PH
EX-7981223913	CSK A2 3,9X13 PH	EX-7982124219	PAN A2 4,2X19 PH
EX-7981223919	CSK A2 3,9X19 PH	EX-7982124225	PAN A2 4,2X25 PH
EX-7981223925	CSK A2 3,9X25 PH	EX-7982124232	PAN A2 4,2X32 PH
EX-7981224295	CSK A2 4,2X9,5 PH	EX-7982124238	PAN A2 4,2X38 PH
EX-7981224213	CSK A2 4,2X13 PH	EX-7982124250	PAN A2 4,2X50 PH
EX-7981224219	CSK A2 4,2X19 PH	EX-7982124813	PAN A2 4,8X13 PH
EX-7981224225	CSK A2 4,2X25 PH	EX-7982124816	PAN A2 4,8X16 PH
EX-7981224232	CSK A2 4,2X32 PH	EX-7982124819	PAN A2 4,8X19 PH
EX-7981224238	CSK A2 4,2X38 PH	EX-7982124825	PAN A2 4,8X25 PH
EX-7981224250	CSK A2 4,2X50 PH	EX-7982124832	PAN A2 4,8X32 PH
EX-7981224813	CSK A2 4,8X13 PH	EX-7982124838	PAN A2 4,8X38 PH
EX-7981224816	CSK A2 4,8X16 PH	EX-7982124850	PAN A2 4,8X50 PH
EX-7981224819	CSK A2 4,8X19 PH	EX-7982124860	PAN A2 4,8X60 PH
EX-7981224825	CSK A2 4,8X25 PH	EX-7982124870	PAN A2 4,8X70 PH
EX-7981224832	CSK A2 4,8X32 PH	EX-7982125513	PAN A2 5,5X13 PH
EX-7981224838	CSK A2 4,8X38 PH	EX-7982125519	PAN A2 5,5X19 PH
EX-7981224850	CSK A2 4,8X50 PH	EX-7982125525	PAN A2 5,5X25 PH
EX-7981224855	CSK A2 4,8X55 PH	EX-7982125532	PAN A2 5,5X32 PH
EX-7981224860	CSK A2 4,8X60 PH	EX-7982125538	PAN A2 5,5X38 PH
EX-7981224870	CSK A2 4,8X70 PH	EX-7982125550	PAN A2 5,5X50 PH
EX-7981224880	CSK A2 4,8X80 PH	EX-7982125560	PAN A2 5,5X60 PH
EX-7621551600	CSK A2 5,5X16 PH	EX-7982125570	PAN A2 5,5X70 PH
EX-7981225519	CSK A2 5,5X19 PH	EX-7982125580	PAN A2 5,5X80 PH
EX-7981225525	CSK A2 5,5X25 PH	EX-7982125590	PAN A2 5,5X90 PH
EX-7981225532	CSK A2 5,5X32 PH	EX-7982126332	PAN A2 6,3X32 PH
EX-7981225538	CSK A2 5,5X38 PH	EX-7982126350	PAN A2 6,3X50 PH
EX-7981225550	CSK A2 5,5X50 PH	EX-7982126390	PAN A2 6,3X90 PH
EX-7981225560	CSK A2 5,5X60 PH	**SCREWS FOR PVC**	
EX-7981225570	CSK A2 5,5X70 PH	EX-7983220540	CSK GALV 5,0X40 PH ΓΙΑ PVC
EX-7981225580	CSK A2 5,5X80 PH	EX-7983240440	CSK GALV 4,0X40 PH ΓΙΑ PVC
EX-7981226319	CSK A2 6,3X19 PH	EX-7984224516	CSK GALV 4,0X16 PZ ΓΙΑ PVC
EX-7981226338	CSK A2 6,3X38 PH	EX-7984216540	CSK GALV 5,0X40 PZ ΓΙΑ PVC
EX-7981226350	CSK A2 6,3X50 PH		

GALVANIZED SCREWS			
EX-7983223513	CSK GALV 3,5X13 PH	EX-7984123913	PAN GALV 3,9X13 PH
EX-7983223913	CSK GALV 3,9X13 PH	EX-7984123919	PAN GALV 3,9X19 PH
EX-7983223919	CSK GALV 3,9X19 PH	EX-7984123925	PAN GALV 3,9X25 PH
EX-7983223925	CSK GALV 3,9X25 PH	EX-7984124295	PAN GALV 4,2X9,5 PH
EX-7983224295	CSK GALV 4,2X9,5 PH	EX-7984124213	PAN GALV 4,2X13 PH
EX-7983224213	CSK GALV 4,2X13 PH	EX-7984124219	PAN GALV 4,2X19 PH
EX-7983224219	CSK GALV 4,2X19 PH	EX-7984124225	PAN GALV 4,2X25 PH
EX-7983224225	CSK GALV 4,2X25 PH	EX-7984124232	PAN GALV 4,2X32 PH
EX-7983224232	CSK GALV 4,2X32 PH	EX-7984124238	PAN GALV 4,2X38 PH
EX-7983224238	CSK GALV 4,2X38 PH	EX-7984124250	PAN GALV 4,2X50 PH
EX-7983224250	CSK GALV 4,2X50 PH	EX-7984124813	PAN GALV 4,8X13 PH
EX-7983224813	CSK GALV 4,8X13 PH	EX-7984124819	PAN GALV 4,8X19 PH
EX-7983224819	CSK GALV 4,8X19 PH	EX-7984124825	PAN GALV 4,8X25 PH
EX-7983224825	CSK GALV 4,8X25 PH	EX-7984124832	PAN GALV 4,8X32 PH
EX-7983224832	CSK GALV 4,8X32 PH	EX-7984124838	PAN GALV 4,8X38 PH
EX-7983224838	CSK GALV 4,8X38 PH	EX-7984124850	PAN GALV 4,8X50 PH
EX-7983224850	CSK GALV 4,8X50 PH	EX-7984124860	PAN GALV 4,8X60 PH
EX-7983224860	CSK GALV 4,8X60 PH	EX-7982125516	PAN GALV 5,5X16 PH
EX-7983225519	CSK GALV 5,5X19 PH	EX-7984125519	PAN GALV 5,5X19 PH
EX-7983225525	CSK GALV 5,5X25 PH	EX-7984125525	PAN GALV 5,5X25 PH
EX-7983225532	CSK GALV 5,5X32 PH	EX-7984125532	PAN GALV 5,5X32 PH
EX-7983225538	CSK GALV 5,5X38 PH	EX-7984125538	PAN GALV 5,5X38 PH
EX-7983225550	CSK GALV 5,5X50 PH	EX-7984125550	PAN GALV 5,5X50 PH
EX-7983225575	CSK GALV 5,5X75 PH	EX-7984125575	PAN GALV 5,5X75 PH
EX-7983226319	CSK GALV 6,3X19 PH	EX-7984126319	PAN GALV 6,3X19 PH
EX-7983226332	CSK GALV 6,3X32 PH	EX-7984126332	PAN GALV 6,3X32 PH
EX-7983226350	CSK GALV 6,3X50 PH	EX-7984126350	PAN GALV 6,3X50 PH
EX-7983226375	CSK GALV 6,3X75 PH	EX-7984126375	PAN GALV 6,3X75 PH
SCREWS FOR HANDLES			
EX-4192553000	CSK ISO7046/DIN965 GALV 5x30 PH		
EX-4167683500	CSK ISO7046/DIN965 GALV 5x35 PH		
EX-4167684000	CSK ISO7046/DIN965 GALV 5x40 PH		
EX-4162554500	CSK ISO7046/DIN965 GALV 5x45 PH		
EX-4167685000	CSK ISO7046/DIN965 GALV 5x50 PH		
EX-7989220555	CSK ISO7046/DIN965 GALV 5x55 PH		
EX-7625506000	CSK ISO7046/DIN965 GALV 5x60 PH		
EX-7989220565	CSK ISO7046/DIN965 GALV 5x65 PH		
EX-4165575100	CSK ISO7046/DIN965 GALV 5x75 PH		
EX-7989220580	CSK ISO7046/DIN965 GALV 5x80 PH		

DRILLING SCREWS			
EX-7985223919	CSK DR GALV 3,9X19 PH		
EX-7985223925	CSK DR GALV 3,9X25 PH		
EX-7985223932	CSK DR GALV 3,9X32 PH		
EX-7620481200	CSK DR GALV 4,2X13 PH		
EX-7985224219	CSK DR GALV 4,2X19 PH		
EX-7985224225	CSK DR GALV 4,2X25 PH		
EX-7985224232	CSK DR GALV 4,2X32 PH		
EX-7985224819	CSK DR GALV 4,8X19 PH		
EX-7985224825	CSK DR GALV 4,8X25 PH		
EX-7985224832	CSK DR GALV 4,8X32 PH		
EX-7985225525	CSK DR GALV 5,5X25 PH		
EX-7986124219	PAN DR GALV 4,2X19 PH		
EX-7986224225	PAN DR GALV 4,2X25 PH		
EX-7986224232	PAN DR GALV 4,2X32 PH		
EX-7986124819	PAN DR GALV 4,8X19 PH		
EX-7986224825	PAN DR GALV 4,8X25 PH		
EX-7986224832	PAN DR GALV 4,8X32 PH		
EX-7986225525	PAN DR GALV 5,5X25 PH		
ALLEN SCREWS			
EX-7629659001	ALLEN 5,0X90 A2		
EX-7629651901	ALLEN 5,5X19 A2		
EX-7629652501	ALLEN 5,5X25 A2		
EX-7629653001	ALLEN 5,5X30 A2		
EX-7629653501	ALLEN 5,5X35 A2		
EX-7629653801	ALLEN 5,5X38 A2		
EX-7629654001	ALLEN 5,5X40 A2		
EX-7629654501	ALLEN 5,5X45 A2		
EX-7629655001	ALLEN 5,5X50 A2		
EX-7629655501	ALLEN 5,5X55 A2		
EX-7629655601	ALLEN 5,5X60 A2		
EX-7629656501	ALLEN 5,5X65 A2		
EX-7629655701	ALLEN 5,5X70 A2		
EX-7629638001	ALLEN 6,3X80 A2		
EX-7629639001	ALLEN 6,3X90 A2		

BULDEX & YTONG SCREWS

FUNCTION

Screws for certified fabrication of Alumil systems

AVAILABLE OPTIONS

Torx Concrete Screws (Buldex):

- Countersunk head
- Torx socket
- Quick fastening on materials such as concrete, cement, stone, brick etc
- No wall plugs required

Ytong Anchor:

- Countersunk head
- Anchoring with locking through friction between the anchor sleeve and the base material
- High load-bearing capacity due to expansion in four directions

SPECIFICATIONS

- All Alumil systems are certified with Alumil screws

Torx Concrete Screw



Ytong Anchor



5 YEAR Alumil GUARANTEE

CODES & DESCRIPTIONS

EX-7983247562	CSK TAPPING SCREW FFS 7,5x62 TORX30
EX-7983247572	CSK TAPPING SCREW FFS 7,5x72 TORX30
EX-7983247582	CSK TAPPING SCREW FFS 7,5x82 TORX30
EX-7983247592	CSK TAPPING SCREW FFS 7,5x92 TORX30
EX-7983247510	CSK TAPPING SCREW FFS 7,5x102 TORX30
EX-7983247511	CSK TAPPING SCREW FFS 7,5x112 TORX30
EX-7983247512	CSK TAPPING SCREW FFS 7,5x122 TORX30
EX-7983247513	CSK TAPPING SCREW FFS 7,5x132 TORX30
EX-7983247515	CSK TAPPING SCREW FFS 7,5x152 TORX30
EX-7983247518	CSK TAPPING SCREW FFS 7,5x182 TORX30
EX-7983247520	CSK TAPPING SCREW FFS 7,5x202 TORX30
EX-7983247521	CSK TAPPING SCREW FFS 7,5x212 TORX30
EX-7983247525	CSK TAPPING SCREW FFS 7,5x252 TORX30
EX-7698100000	STEEL FRAME ANCHOR FOR YTONG 8X100mm

ALUMIL SYSTEM ANCHORS



FUNCTION

Screws for certified fabrication of Alumil systems (fencing, railing etc)

AVAILABLE OPTIONS

Anchor FH II SK:

- CSK head
- Ideally suited to fix railings, staircases, and ladders in cracked and non-cracked concretes set in the time-saving through type installation
- When tightening the anchor, the cone is pulled into the expansion sleeve and expands it against the hole wall
- The back plastic ring prevents the anchor from rotating and absorbs the torque slippage

Anchor FBS II SK/US

- The perfect concrete screw for top installation comfort
- The special saw tooth geometry enables fast cutting into the concrete
- Drill hole cleaning is not required for installations in ceilings or floors
- Torx socket

SPECIFICATIONS

- All Alumil systems are certified with Alumil screws

Anchor FH II SK



Anchor FBS II SK



Anchor FBS II US



Anchor FBN II



5 YEAR Alumil GUARANTEE

CODES & DESCRIPTIONS

EX-8305031300	HEAVY LOAD ANCHOR FH II (DRILLING 10/80) SK M6x75mm
EX-8304491700	HEAVY LOAD ANCHOR FH II (DRILLING 12/95) SK M8x90mm
EX-8304491900	HEAVY LOAD ANCHOR FH II (DRILLING 12/130) SK M8x125mm
EX-8303688200	ANCHOR CSK FBS II (DRILLING 8/100) 40/25/- SK GALVANIZED 8x90mm
EX-8303688800	ANCHOR CSK FBS II (DRILLING 10/130) 65/55/35 SK GALVANIZED 10x120mm
EX-8305368600	ANCHOR PAN FBS II (DRILLING 10/130) 65/55/35 US GALVANIZED 10x120mm
EX-8300108600	BOLT ANCHOR FBN II (DRILLING 10/78) INOX 10x83mm
EX-8301210600	BOLT ANCHOR FBN II (DRILLING 12/95) INOX 12x104mm

CORNER CONNECTORS DIE CAST

FUNCTION

Γωνίες σύνδεσης για πιστοποιημένη κατασκευή συστημάτων Alumil

AVAILABLE VERSIONS

Corner connector with circular button:

- Corner joint with outward spring-loaded buttons

Split corner cleat:

- Multifunction die-cast aluminum corner joint for screwing, pinning or crimping
- Phillips (standard cross) head on all screws
- It has also specific tracks for glue to give the joint greater resistance, preventing pointlessly wasted glue

Corner cleat with rectangular buttons:

- Threaded corner joint with spring-loaded anchoring buttons facing outwards and tightening screw

SPECIFICATIONS

- All Alumil systems are certified with Alumil corner cleats

Corner connector die casted **circular button**



Split corner connector die cast



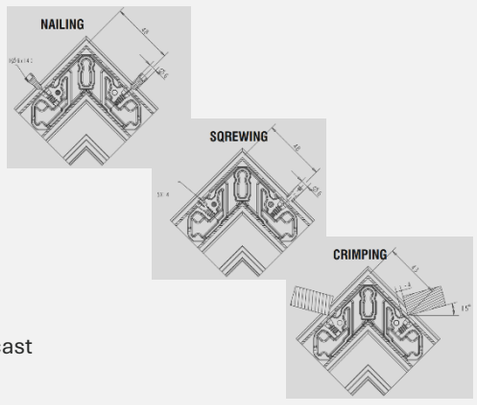

Corner connector die cast **square button**



5 YEAR Alumil GUARANTEE

CODES & DESCRIPTIONS

EX-1402327000	CORNER CONNECTOR DIE CAST 22,5x26,2mm	EX-1405853000	CORNER CLEAT DIE CAST SPLIT 23x10,8mm
EX-1401126000	CORNER CONNECTOR DIE CAST 10,6x26,2mm	EX-1405828000	CORNER CLEAT DIE CAST SPLIT 13,2x19,8mm
EX-1401123000	CORNER CONNECTOR DIE CAST 10,6x23,9mm	EX-1405852000	CORNER CLEAT DIE CAST SPLIT 13x10,8mm
EX-1402032400	CORNER CONNECTOR DIE CAST ΓΙΑ M14611	EX-1405854000	CORNER CLEAT DIE CAST SPLIT 33x10,8mm
EX-1401127000	CORNER CONNECTOR DIE CAST 10,6x34,3mm	EX-1405829000	CORNER CLEAT DIE CAST SPLIT 23,2x19,8mm
EX-1401429000	CORNER CONNECTOR DIE CAST 14,3x36,5mm	EX-1405831000	CORNER CLEAT DIE CAST SPLIT 13x27mm
EX-1403826600	CORNER CONNECTOR DIE CAST 38x26,2mm	EX-1405832000	CORNER CLEAT DIE CAST SPLIT 20x26,2mm
EX-1401436000	CORNER CONNECTOR DIE CAST 10,5x41,4mm	EX-1405830000	CORNER CLEAT DIE CAST SPLIT 33,2x19,8mm
EX-1401336000	CORNER CONNECTOR DIE CAST 15,3x36,5mm	EX-1453346400	CORNER CLEAT DIE CAST SPLIT 33,2x46,8mm
EX-1400415600	CORNER CONNECTOR DIE CAST 42,7x26,7mm	EX-1453627000	CORNER CLEAT DIE CAST SPLIT 35,8x26,4mm
EX-1403613900	CORNER CONNECTOR DIE CAST 38,9x27mm	EX-4705146000	STEEL SCREW 5x14 FOR SPLIT DIE CAST CORNERS
EX-1401423000	CORNER CONNECTOR DIE CAST 15,1x29,1mm	EX-4700087000	PIN FOR SPLIT DIE CAST CORNERS
EX-1401714300	CORNER CONNECTOR DIE CAST 16,8x14,3mm		
EX-1400736300	CORNER CONNECTOR DIE CAST 31,3x57,3mm		
EX-1400736400	CORNER CONNECTOR DIE CAST 30,9x29,2mm		
EX-1400040600	CORNER CONNECTOR DIE CAST 14,2x26,3mm		
EX-1400736500	CORNER CONNECTOR DIE CAST 9,2x29,2mm	EX-1401142000	CORNER CONNECTOR DIE CAST WITH RECTANG. BUTTON 14,2x41mm
EX-1401833000	CORNER CONNECTOR DIE CAST 18x32,4mm	EX-1402342000	CORNER CONNECTOR DIE CAST WITH RECTANG. BUTTON 22,5x41,2mm
EX-1400736600	CORNER CONNECTOR DIE CAST 23x57,3mm	EX-1403842000	CORNER CONNECTOR DIE CAST WITH RECTANG. BUTTON 38x41,4mm
EX-1401725300	CORNER CONNECTOR DIE CAST 25.3x17.2mm		
EX-1401446000	CORNER CONNECTOR DIE CAST 23x26,8mm		
EX-1401416800	CORNER CONNECTOR DIE CAST 14,3x16,8mm		

ALUMIL SYSTEM ALUMINIUM ACCESSORIES

FUNCTION

Aluminium Accessories by Alumil for complete, tested and certified systems

SPECIFICATIONS

- Cut accessories +/- 0.5mm based on DIN7168
- Fully automated CNC machining
- Custom packaging

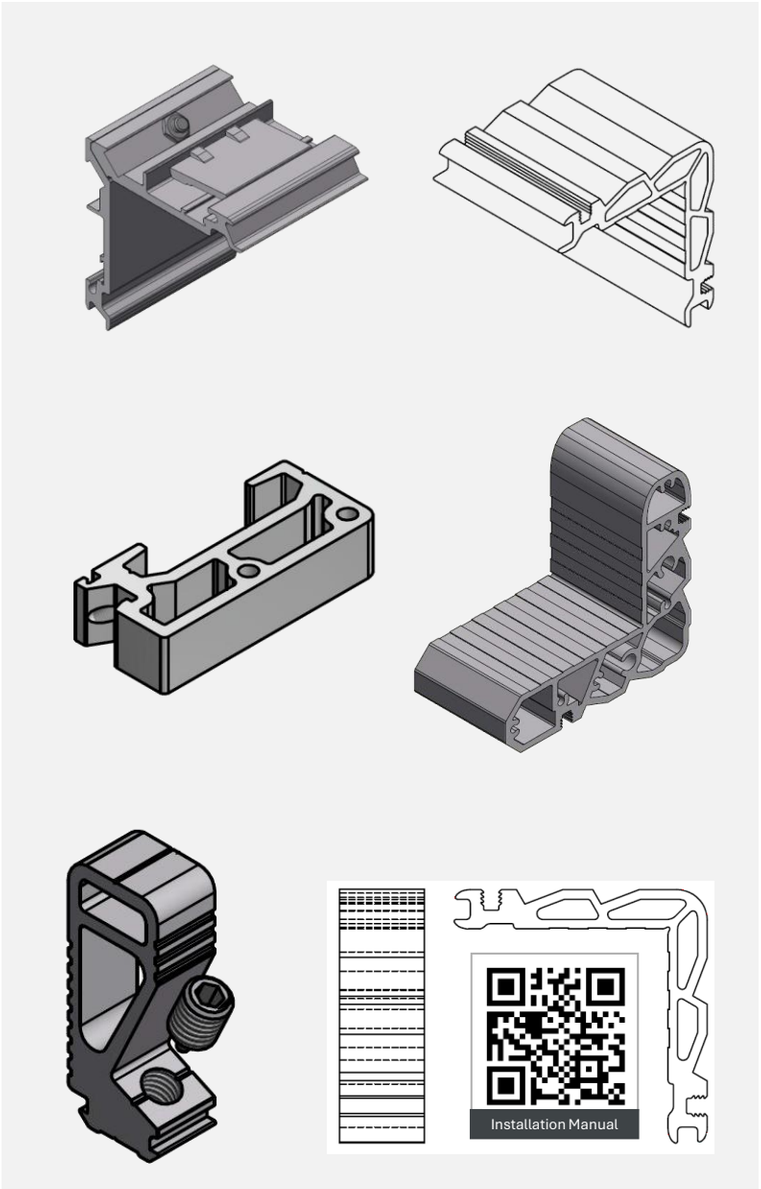

5 YEAR Alumil GUARANTEE

CODES & DESCRIPTIONS

Codes to be specified upon request

ALUMIL SYSTEM COMPOSITES

FUNCTION

Composite materials by Alumil for complete, tested and certified systems

SPECIFICATIONS

- Last technology production processes
- 3D designing and 3D printing prototypes
- Electronically controlled heating and cooling for top material quality
- 5 axis CNC machines for mold production
- Excellent quality material and production ensures form retention and UV resistance
- All thermoplastic accessories are part of the official Alumil system certification
- Compression and Ageing tested between -10 and 100 oC
- Individual accessory design and certification upon request
- The gaskets are covered by silicone after production for ease of installation. Lack of silicone does not affect the gasket properties
- Silicone spray available (Alumil adhesives) for all composite parts



Material	EPDM	Material	PVC - UV	Material	Polyamide
Color	Bk (Black)	Color	Bk (black)	Color	Bk (black)
Material Type	Ro/He Epdm	Material Type	PVC - UV	Material Type	PA6.6-GF25
Standard Ref.	DIN 7863	Specific Weight	ISO 1183: 1450	Viscosity	ISO 307: 150
Hardness	ASTM D 2240: 72 sh.	Vicat Point (5kg)	ISO 306: 78,5	Water Absorb.	ISO 62: 4
Specific Gravity	ASTM D 1817: 1.204	Hardness	ISO 868: 76,5	Moist Absorb.	ISO 62: 1.2
Tensile Strength	ASTM D 412c: 8,4	Tensile Strength	ISO 527: 30	Melting Temp.	ISO 3146: 240
Ultimate Elong.	ASTM D 412c: 280	Yield Point	ISO 527: 32	Melting Rate	ISO 3146: 20
Modulus 100%	ASTM D 412c: 4,4	Elongation at Break	ISO 527: 100	Melting Extrus.	300c
Modulus 200%	ASTM D 412c: 7,1	Flexural Modulus	ISO 178: 2000	Stress at Break	ISO 527-2: 130
Tear Resistance	ASTM D 624b: 31	Impact Strength	ISO 180: 1100	Impact Strength	ISO 179/1eu: 60
Compression Set 100c	ASTM D 395b: 29%	Inflamability	UL94: V0		
Compression Set -22c	ASTM D 395b: 43%				

5 YEAR Alumil GUARANTEE

CODES & DESCRIPTIONS

Codes to be specified upon request

ALUMIL S650 HANDLES WITH LOCKING KIT

FUNCTION

Complete locking solution with handles for Alumil SUPREME S650 PHOS

AVAILABLE VERSIONS

Standard Version

Minimal Version

SPECIFICATIONS

- Unique mechanism (gearbox and rods) is available in left/right version (separate code than the handle set)
- Adjustable and extendable locking rods with screws in stainless tips
- Smooth operation due to anodized internal components
- Available with or without key on handle lever (default solution without key)
- Kit includes all required screws
- Easy to install after window transportation on site
- Easy to remove for maintenance
- Standard kit covers heights up to 3m sash
- Extra rod for higher sashes
- Strikers are separate codes

Set of S650 mechanism
right / left



Set of Minimal Handles
with / without cylinder



Set of Standard Handles
with / without cylinder



COLORS

PAINTING BY REQUEST

45	33
BLACK ANODIZATION	SILVER ANODIZATION

5 YEAR Alumil GUARANTEE

CODES & DESCRIPTIONS

EX-61066121xx	S650 STANDARD HANDLES RIGHT (LEFT SLID.) WITHOUT CYLINDER	EX-61066221xx	S650 MINIMAL HANDLES RIGHT (LEFT SLIDING) NO CYLINDER
EX-61066122xx	S650 STANDARD HANDLES LEFT (RIGHT SLID.) WITHOUT CYLINDER	EX-61066222xx	S650 MINIMAL HANDLES LEFT (RIGHT SLIDING) NO CYLINDER
EX-61066111xx	S650 STANDARD HANDLES RIGHT (LEFT SLID.) WITH CYLINDER	EX-61066211xx	S650 MINIMAL HANDLES RIGHT (LEFT SLIDING) WITH CYLINDER
EX-61066112xx	S650 STANDARD HANDLES LEFT (RIGHT SLID.) WITH CYLINDER	EX-61066212xx	S650 MINIMAL HANDLES LEFT (RIGHT SLIDING) WITH CYLINDER
		INT-61065213xx	PAIR OF MINIMAL FIXED HANDLES
INT-61006510xx	PAIR OF STANDARD FIXED HANDLES		
INT-6406512001	LOCKING SET FOR PARALLER SLIDING TYPOLOGY	EX-6106502100	SET OF S650 MECHANISM RIGHT (LEFT SLIDING)
EX-6406503500	LOCKING SET FOR MEETING STYLE TYPOLOGY	EX-6106502200	SET OF S650 MECHANISM LEFT (RIGHT SLIDING)
INT-6406500901	MISHANDLING DEVICE FOR PARALLL AND MEETING STYLE	EX-6106510000	SEPARATE ROD 1m FOR S650 HANDLES WITH LOCKING KIT
EX-6403162423	LOCKING SET FOR CORNER TYPOLOGY		
EX-6406500910	MISHADLING DEVICE FOR CORNER TYPOLOGY		
EX-0101651400	PLATE HANDLE FOR S650 FOR CORNER TYPOLOGY		

ALUMIL S650 FULL HEIGHT HANDLE



FUNCTION

Complete solution of full height handle with multiple locking points for Alumil SUPREME S650



VERSIONS & DIMENSIONS

- Two fixed height options:
  - **2,0m:** sliding window
  - **3,2m:** sliding door
- The handle is classified as right- or left-handed depending on the direction of the sash movement (viewed from inside)
- Possible cut at the top of the handle profile, depending on the sliding door height

LOCKING & OPERATION

- Embedded 2-point locking mechanism along the full handle height (including striker plates)
- Rotating controller, requires minimal rotation force and positioned at:
  - **1.0m** (3.2m version)
  - **0.5m** (2.0m version)
- Wrong Operation Safety Device (WOSD) preventing handle closure when the sash is not fully closed
- Mechanism follows the functional principles of the S650 Standard and Minimal handles

INSTALLATION & FABRICATION

- Easy and quick installation – plug-and-play kit mounted on the sash
- Installation takes place after the sliding door is mounted on site
- Use of only one additional profile on the track
- Reduced fabrication time – pre-machined profile and pre-assembled kit

DESIGN & AESTHETICS

- Creation of a single flat surface covering the entire sash height uniformly
- Handle without projection above the glass surface, aligned with contemporary architectural trends
- Minimal aesthetics matching the PHOS sliding system philosophy
- Color uniformity – painted in the same color as the sliding door
- Sufficient space between handle and wall for a comfortable grip
- Suitable for all typologies except corner and meeting stile





CODES & DESCRIPTIONS

EX-6106530100-1911	S650 FULL HEIGHT 3,2m HANDLE LOCKING MECHANISM RIGHT (SLIDING LEFT) WITHOUT CYLINDER X-9005 MAT D2525
EX-6106530200-1911	S650 FULL HEIGHT 3,2m HANDLE LOCKING MECHANISM LEFT (SLIDING RIGHT) WITHOUT CYLINDER X-9005 MAT D2525
	Rest codes available upon request
EX-6106530100-xxxx	S650 FULL HEIGHT 3,2m HANDLE LOCKING MECHANISM RIGHT (SLIDING LEFT) WITHOUT CYLINDER
EX-6106530200-xxxx	S650 FULL HEIGHT 3,2m HANDLE LOCKING MECHANISM LEFT (SLIDING RIGHT) WITHOUT CYLINDER
EX-6106540100-xxxx	S650 FULL HEIGHT 2,0m HANDLE LOCKING MECHANISM RIGHT (SLIDING LEFT) WITHOUT CYLINDER
EX-6106540200-xxxx	S650 FULL HEIGHT 2,0m HANDLE LOCKING MECHANISM LEFT (SLIDING RIGHT) WITHOUT CYLINDER

ALUMIL S500 HANDLES WITH LOCKING KIT

FUNCTION

Minimal full-height profile handle for Supreme S500 system for a symmetrical, clean-lined appearance

SPECIFICATIONS

- Special design for perfect integration
- Rotating locking controller painted in the same color as the profiles
- Perfect alignment in closed position for a seamless appearance
- Alumil unique design
- Gearbox with wrong operation safety mechanism for preventing misuse





Gearbox mechanism

PAINTING BY REQUEST

5 YEAR Alumil GUARANTEE

CODES & DESCRIPTIONS

EX-6105000500	S500 HANDLE SET RIGHT (LEFT SLIDING)
EX-6105000600	S500 HANDLE SET LEFT (RIGHT SLIDING)
EX-6105000800	S500 CORNER HANDLE SET LEFT (RIGHT SLIDING)
EX-6105000900	S500 CORNER HANDLE SET RIGHT (LEFT SLIDING)
EX-6105000300	GEARBOX S500 WITH WRONG OPERATION SAFETY DEVICE

ALUMIL M630 HANDLES

FUNCTION

Complete kit with interior and exterior handles for Alumil SMARTIA M630

SPECIFICATIONS

- Easy to install after window transportation on site
- Easy to remove for maintenance
- Excellent cooperation with multi point locks for sliding systems
- Kit includes all required screws
- Branded with Alumil unique design

5 YEAR Alumil GUARANTEE



COLORS

	PAINTING BY REQUEST	02 WHITE (RAL 9016)	03 BLACK MAT (RAL 9005)	11 SILVER (RAL 9006)
EX-61001630xx	x	x	x	x
EX-61002630xx	x	x	x	x
EX-61003630xx	x	x	x	x
EX-61004630xx	x	x	x	x

CODES & DESCRIPTIONS

EX-61001630xx	KIT OF INTERNAL – EXTERNAL HANDLE
EX-61002630xx	KIT OF INTERNAL HANDLE
EX-61003630xx	KIT OF INTERNAL – EXTERNAL HANDLE WITHOUT LOCK
EX-61004630xx	INTERNAL HANDLE WITHOUT LOCK

ALUMIL M12500 HANLDE

FUNCTION

Interior, exterior handles and linear controller for Alumil SMARTIA M12500

SPECIFICATIONS

- Easy to install after window transportation on site
- Easy to remove for maintenance
- Preinstalled 2-point lock locking kit on the interior handle
- Both interior and exterior handles include all required screws
- Alumil unique design for interior and exterior handles


External handle
Internal handle

5 YEAR Alumil GUARANTEE

COLORS

	PAINTING BY REQUEST	61 BLACK MAT (RAL 9005)	09 SILVER (RAL 9006)
EX-66012503xx	x	x	x
EX-66012504xx	x	x	x

CODES & DESCRIPTIONS

EX-66012503xx	INTERNAL HANDLE M12500
EX-66012504xx	EXTERNAL HANDLE M12500

ALUMIL SF85 SYSTEM HARDWARE



FUNCTION

A complete hardware solution for Alumil SF85, high thermally insulating bi-fold system

SPECIFICATIONS

- All hardware components are specifically designed for excellent fitting
- Upper and lower carriages are self aligning and with integrated bump stops. Upper carriage is sprung-suspended for perfect sash verticality
- Lower carriage fitted with obstacle guard, and tested up to 500kg per double sash
- Double action shoot bolts ensure tight closing on sashes
- Patented PA-UP1 polymer material for shoot bolts allows for forces up to 1500kg per bolt
- Bespoke low-height handle with lifting action for all middle sashes. Couples with extruded aluminium pull handle for operation
- 3 point hook lock for high security
- Choice of door handles from the Alumil collection
- All hardware are fully anodized for a flawless finish and corrosion resistant

5 YEAR Alumil GUARANTEE









COLORS

	45	33
	BLACK ANODIZATION (101020)	NATURAL ANODIXATION (103520)
INT-36085100xx	x	x
INT-36085011xx	x	x
INT-38085101xx	x	x

CODES & DESCRIPTIONS

INT-36085100xx	ROLLER-HINGE BODY OF BIFOLDING DOOR SF85
INT-36085011xx	INTERMEDIATE HINGE OF BIFOLDING DOOR SF85
INT-38085101xx	SET OF ALUMIL HANDLE FOR BIFORDING DOOR SF85 INTERMEDIATE HINGE
INT-4248510000	BOTTOM CARRIAGE OF BIFOLDING DOOR SF85 ROLLER-HINGE NATURAL ANODISED 101020
INT-4248545000	BOTTOM ROLLER EVEN NUMBER PANELS SF85 NATURAL ANODISED 101020
INT-4248510500	UPPER CARRIAGE OF BIFOLDING DOOR SF85 ROLLER-HINGE NATURAL ANODISED 101020
INT-4248556033	TOP ROLLER EVEN NUMBERS PANEL TYPE 2+2 SF85 NATURAL ANODISED 101020
INT-4502855500	DOOR LOCK SEC SH2 40/92/24/6 3 POINTS LATCH 2285mm
INT-4748501000	PLASTIC SET OF ACTIVE SHOOT BOLTS OF BIFOLDING DOOR SF85
INT-4748504000	PLASTIC SET OF PASSIVE SHOOT BOLTS OF BIFOLDING DOOR SF85
INT-6100102100	LOCKING GEAR MECHANISM FOR MIDDLE SASH SF85
EX-4248599000	BI-FOLD DOOR CATCHER

ALUMIL MF65 SYSTEM HARDWARE



FUNCTION

A complete hardware solution for the Alumil MF65, high thermally insulating bi-fold system

SPECIFICATIONS

- All hardware components are specifically designed for excellent fitting
- Upper and lower carriage are self aligning and with integrated bump stops. Upper carriage is sprung-suspended for perfect sash verticality
- Lower carriage fitted with obstacle guard, and tested up to 500kg per double sash
- Double action shoot bolts ensure tight closing on sashes
- Patented PA-UP1 polymer material for shoot bolts allows for forces up to 1500kg per bolt
- Extra strong 490N magnet holder
- 3 point hook lock for high security
- Choice of door handles from the Alumil collection
- All hardware are fully anodized for a flawless finish and corrosion resistant



5 YEAR Alumil GUARANTEE

COLORS

	PAINTING BY REQUEST	61 BLACK MAT (RAL 9005)	02 WHITE GLOSS (RAL 9016)
EX-47065103xx	x	x	x
EX-36065103xx	x	x	x
EX-42465190xx	X	x	x
EX-42465191xx	X	x	x
EX-42465102xx	X	x	x
EX-42465170xx	x	x	x

CODES & DESCRIPTIONS

EX-47065103xx	BODY FOR INTERMEDIATE HANDLE MF65
EX-36065103xx	INTERMEDIATE FOLDING HINGE MF65
EX-3802500003	HANDLE FOR FOLDING DOOR JOINT BLACK RAL 9005 MATTE
EX-3802500002	HANDLE FOR FOLDING DOOR JOINT WHITE RAL 9016 GLOSS
EX-4506513516	1 POINT LOCK 35/85 WITH INOX STRIKER MF65
EX-4506503516	3 POINT LOCK 35/85 WITH HOOKS AND SINGLE STRIKER ALUMIL INOX
EX-42465190xx	LOWER CARRIAGE MF65
EX-42465191xx	LOWER CARRIAGE FOR EVEN TYPOLOGY MF65
EX-42465102xx	TOP CARRIAGE FOR MF65
EX-42465170xx	TOP CARRIAGE FOR EVEN TYPOLOGY MF65
EX-4746511000	ACTIVE SHOOT BOLT MF65
EX-4746511200	LOCKING SET FOR ACTIVE-PASSIVE MF65
INT-6100102100	LOCKING GEAR MECHANISM FOR MIDDLE SASH
EX-4248599000	BI-FOLD DOOR CATCHER

CHILD SAFETY MECHANISM SOLUTIONS

FUNCTION

Access control and protection solutions against unwanted use by children for hinged, sliding and lift and sliding windows

AVAILABLE VERSIONS

Sliding: lock with a cylinder slot available in two height options, 1170 or 1500mm

Hinged: gears compatible with euro groove mechanisms, installed at the desired height

Lift and Slide: mushroom lock available in two heights with cylinder slot at a minimum height of 1500mm

SPECIFICATIONS

- Special locks with cylinder slot that, when used, prevents the handle from unlocking the door
- It is recommended to use a range knob cylinder on the internal side and a key cylinder on the external (cylinders CDS page)

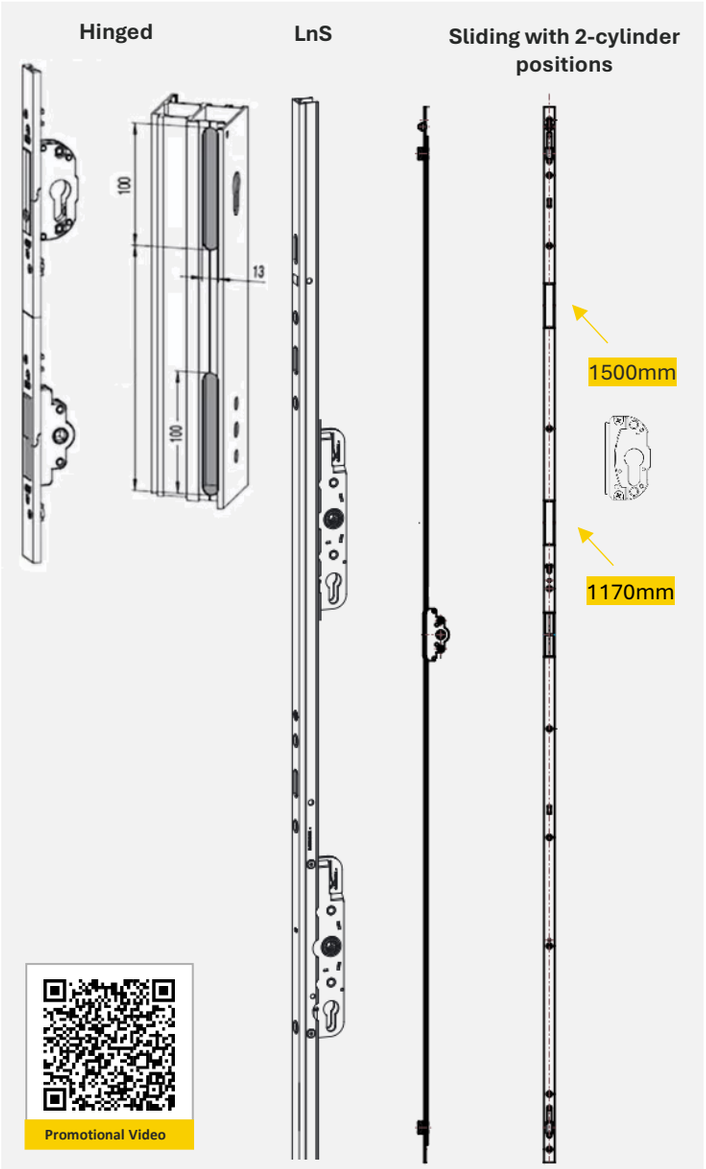

EN 13126-3:2011 — Slidings

EN 13126-8:2006 — Hinged

EN 13126-12:2008 — Lift and Slide

240H SALT-SPRAY Grade 4 — Mechanism

1000H SALT-SPRAY Grade 5 — Zamak components

5 YEAR Alumil GUARANTEE

10 YEAR OPERATION GUARANTEE

Promotional Video

CODES & DESCRIPTIONS

Hinged	
EX-4159182511	GEAR WITH CYLINDER HOLE F25mm
EX-4159183001	GEAR WITH CYLINDER HOLE F30mm
EX-4159183500	GEAR WITH CYLINDER HOLE F35mm
EX-4159184011	GEAR WITH CYLINDER HOLE F40mm
EX-4159184511	GEAR WITH CYLINDER HOLE F45mm
Slidings	
EX-6302654300	GEAR INLINE F25mm with CYLINDER POSITION FOR CHILD SAFETY
EX-6309642511	BODY WITH CYLINDER POSITION D25mm
Lift and Slide	
EX-4170992411	GEAR LIFT/SLIDE WITH MUSHROOM CHILD SAFETY ALUMIL Sh:1865-2365mm
EX-4170992811	GEAR LIFT/SLIDE WITH MUSHROOM CHILD SAFETY ALUMIL Sh:2115-2765mm

CHILD SAFETY ACCESSORY FOR SLIDING SYSTEMS

FUNCTION

Child safety accessory specially designed to prevent children from opening the sliding windows, providing an economical and safe solution. Suitable for Alumil sliding systems

SPECIFICATIONS

- Installed in Alumil sliding systems with vertical distance between the glass inner surface and the sash profile: 7-20mm strictly (see image)
- Recommended installation height: 1800mm
- Placed on the hook or on the side sashes
- Recommended to be used one day after the installation
- The movable part of Child Safety is places in the middle of the bumper (open position)
- Easy removal



Child Safety



Bumper



Installation & Removal Instructions



Closed position



Open position

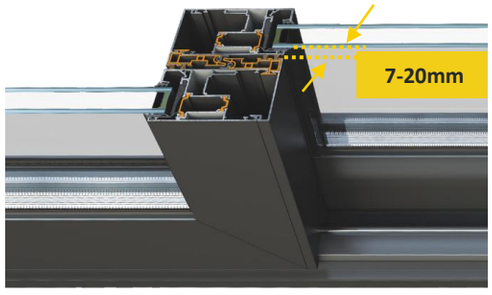

Operational distance

Installation

Installation Manual

Removal

Installation Manual

39N
DURABILITY
25000 hits

480H
SALT-SPRAY
Grade 5

5 YEAR
Alumil
GUARANTEE

CODES & DESCRIPTIONS

EX-6600451433	CHILD SAFETY ACCESSORY FOR SLIDING SYSTEMS NATURAL ANODIZATION
EX-6600451445	CHILD SAFETY ACCESSORY FOR SLIDING SYSTEMS BLACK ANODIZATION

MAGNETIC ALARM CONTACTS



FUNCTION

Magnetic alarm contacts for hidden installation in hinged and sliding systems to ensure high security

AVAILABLE VERSIONS

Hinged packaging includes:

- Cylindrical reed sensor ϕ7
- Flange to prevent water ingress from the cable routing hole
- Cap with Alumil logo
- Round magnet with a 4.2mm hole
- Connection cable

LnS packaging includes:

- Cylindrical reed sensor ϕ7
- Magnet holder with Alumil logo
- Magnet in plastic spacer

Sliding packaging includes:

- Cylindrical reed sensor ϕ7
- Magnet holder
- Magnet in plastic spacer

SPECIFICATIONS

- Easy and quick installation
- The hinged set is available with a 3,5m cable version for connecting the wires outside the frame
- Ready for immediate use after installation (plug and play)
- Compatible with smart housing systems
- Normal closed operation: it sends a signal when the system opens and the magnet is separated from the sensor
- Maximum distance between Sensor –Magnet: 4cm

Hinged magnetic contact set



Installation Manual

Lift and sliding magnetic contact set



Installation Manual

Sliding magnetic contact set



Installation Manual

5 YEAR Alumil GUARANTEE

CODES & DESCRIPTIONS

EX-4701045100	SET OF MAGNETIC CONTACT FOR OPENING SYSTEMS
EX-4701045200	SET OF MAGNETIC CONTACT FOR LNS SYSTEMS
EX-4701045300	SET OF MAGNETIC CONTACT FOR OPENING SYSTEMS WITH CABLE 3,5m
EX-4701045400	SET OF MAGNETIC CONTACT FOR SLIDING SYSTEMS

INVERTED INTERLOCKING HANDLE SOLUTION ALUMIL

FUNCTION

Minimal handle solution for locking sliding systems with Alumil logo

SPECIFICATIONS

- 4mm allen type pin
- Installation on the interlocking profile
- Rotating clock or counterclockwise
- 180 degrees operation
- Minimal aesthetics
- Suitable in Alumil SUPREME S650
- Cooperation with a bidirectional gearbox to lock on top and bottom sides on the frame

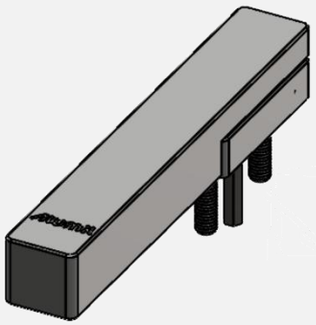

Locking mechanism



5 YEAR Alumil GUARANTEE

5 YEAR OPERATION GUARANTEE

CODES & DESCRIPTIONS

EX-6103173433	INVERTED INTERLOCKING HANDLE SET PIN 24,5mm NATURAL ANODISATION
EX-6103173445	INVERTED INTERLOCKING HANDLE SET PIN 24,5mm BLACK ANODISATION
EX-6103173633	INVERTED INTERLOCKING HANDLE SET PIN 60mm NATURAL ANODISATION
EX-6103173645	INVERTED INTERLOCKING HANDLE SET PIN 60mm BLACK ANODISATION
EX-4155892611	BASIC BOX LEVER OPERATED GEAR ALLEN ALUMIL

ALUMIL SUPREME SYSTEM PUNCHING MACHINE

FUNCTION

Alumil pneumatic punching machine for Supreme hinged systems with 5 fixed tools and capability of inserting detachable tools for Supreme sliding systems

SPECIFICATIONS

- Designed for cold-pressing profiles in aluminum and/or similar materials
- 5 fixed tools for commonly used punchings on hinged systems
- Available body (extra code) with 6 slots for detachable tools
- Detachable tools available for commonly used punchings on sliding or hinged systems
- Available base for stabilization
- Branded with Alumil unique design
- The year of construction is stated on the plate (with CE marking) affixed to the machine
- The serial number is printed directly on the plate
- Available main punching machine body without integrated extra phases
- **Profiles to be punched:** S67508, S67510, S67514, S67586, S67814, S67886, S67906, S77508, S77510, S77514, S77814, S77886, S77906, S91508, S91510, S91514, S91906

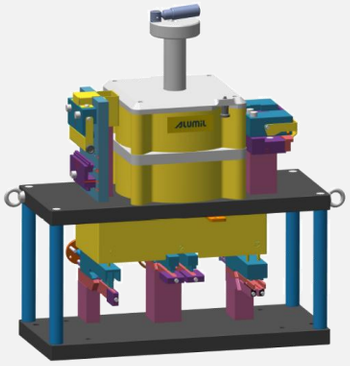

Description	Unit of measurement	Value
Cylinder	mm	⌀200
Number of champers		2
Cylinder stroke	Mm	30
Min working pressure	Bar	6
Punching force	kg	3480
Air consumption	Nl per cycle	22.2
Dimensions	mm	592x297 H=640,3
Weight	kg	82

EN 12100:2010 | EN 349 | EN 953 | EN 4414 | 12 MONTH Alumil GUARANTEE

CODES & DESCRIPTIONS

EX-8003002000	PNEUMATIC PUNCHING MACHINE FOR SUPREME HINGED SYSTEMS WITH 5 FIXED TOOLS AND CAPABILITY OF DETACHED
INT-8002000100	ADD FOR BODY OF PUNCH W/ 6 SLOTS FOR PHASES
INT-8001706900	BASE OF STABILIZATION FOR PUNCH 8001600100
INT-8003114900	MAIN BODY OF PUNCHING MACHINE
INT-8002007100	PHASE OF TREAT FOR FRAME CORNERS 800200000 NEW
INT-8003001100	PHASE OF CUT FOR SLOT AND HOLES FOR CREMONE HANDLES
INT-8003001500	PHASE OF CUT FOR 4MM HOLES FOR 90o CUT PROFILE S67
INT-8003501000	PHASE OF CUT FOR 6MM HOLES FOR JOINTERS AT PROFILE S67
INT-8002520200	PHASE OF CUT FOR PROFILE S70741 S70740
INT-8002500000	PHASE OF CUT FOR PROFILE S70704
INT-8002006100	PHASE OF SHUTTER SASH CORNERS 800200000
INT-8002005100	PHASE OF TREAT FOR LOW FRAME ADD DRAIN 800200000
INT-8002004100	PHASE OF TREAT FOR FRAME DRAINAGE 800200000
INT-8002002100	PHASE OF TREAT FOR HATCH 800200000
INT-8002001100	PHASE OF TREAT FOR 4,5mm FOR CORNER 800200000

ALUMIL PUNCHING MACHINES



FUNCTION

Manual or pneumatic punching machines to cover the mainly used millings for Alumil systems

AVAILABLE VERSIONS

Manual machines: available for hinged and sliding systems

“Express” manual machines: to cover the most common millings

Pneumatic machines: available for the systems S67, S560, M14600, M12000/M14000, M9400, M11000/M11500, M7

SPECIFICATIONS

- All hardware components are specially designed for excellent fitting of Alumil profiles
- Each punching machine refers to one Alumil System or a small group of similar Systems in terms of millings
- Punching machines are mainly “MTO” (Make to Order) codes
- Each punching machine is delivered with its manual containing the tools it contains and the profiles each tool mills
- Alumil Branded

12 MONTH Alumil GUARANTEE

Manual punching machine



Pneumatic punching machine



CODES & DESCRIPTIONS

EX-8000165000	MANUAL PUNCHING MACHINE FOR EXPRESS CATALOG
EX-8000265000	MANUAL PUNCHING MACHINE FOR EXPRESS CATALOG 2
EX-8006106700	MANUAL PUNCHING MACHINE FOR S67
EX-8006710001	PNEUMATIC PUNCHING MACHINE FOR S67
EX-8000056000	MANUAL PUNCHING MACHINE FOR S560
EX-8000056100	PNEUMATIC PUNCHING MACHINE FOR S560
EX-8001460000	PNEUMATIC PUNCHING MACHINE FOR M14600
EX-8004400000	MANUAL PUNCHING MACHINE FOR S440
EX-8000035000	MANUAL PUNCHING MACHINE FOR S350
EX-8000670000	MANUAL PUNCHING MACHINE FOR M12000/M14000/M9200/M9050/940
EX-8001200100	PNEUMATIC PUNCHING MACHINE M12000/M14000
EX-8000100000	MANUAL PUNCHING MACHINE FOR OPEN/SLIDINGS
EX-8000940000	MANUAL PUNCHING MACHINE FOR M9400
EX-8000093000	PNEUMATIC PUNCHING MACHINE FOR M9300/M9400
EX-8001150100	PNEUMATIC PUNCHING MACHINE FOR M11000/M11500
EX-8000705800	PNEUMATIC PUNCHING MACHINE FOR M7
EX-8000971000	MANUAL PUNCHING MACHINE FOR SPACER M109683
EX-8000680000	MANUAL PUNCHING MACHINE FOR M9800

ROTARY PNEUMATIC PUNCHING MACHINE WITH CHANGEABLE TOOLS

FUNCTION

Rotary pneumatic press for Alumil systems with 8 available slots for changeable tools positioning

SPECIFICATIONS

- Designed for cold-pressing Alumil aluminium profiles
- Requires only air supply for ease of use with 6-8 bar pressure
- Contains:
  - 2 different levels
  - 8 available slots for changeable tools (4 per level)
- Compatible with all new tools (e.g. M35) with available library.
- Quick-Fit feature that allows the tool to be placed or removed in less than 3”
- 4 threaded holes available on the base which allow anchoring
- The year of construction is stated on the plate (with CE marking) affixed to the machine
- The serial number is printed directly on the plate
- Ability to rotate 360o for ease of use
- New tools will be produced according to new system launching
- Quality control is performed per product and recorded in video based on each serial number
- Thanks to the placement of one phase per side, there is enough free space
  for the profile positioning
- New tool production can be available upon your request
- Separation between applicable phases:
  - phases only for the lower floor
  - phases for both floors

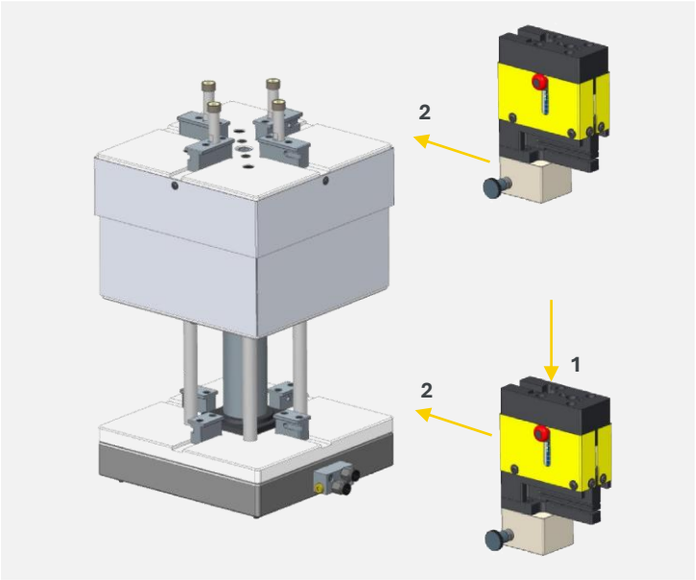

Hardware Catalogue

1 Lightly press the top of the tool and position the tool on the press plate

2 Push the tool over the slider until it locks. This positions the tool in the working position

Description	Unit of measurement	Value
Cylinder Stroke	mm	30
Working pressure	Bar	6-8
Dimensions	mm	300x300x565
Weight	Kg	145

3 YEARS EXTENDED GUARANTEE Alumil

CODES & DESCRIPTIONS

EX-8002020100 PNEUMATIC PUNCHING MACHINE SMARTIA WITH SLOTS FOR DETACHABLE TOOLS

Part numbers and descriptions are depicted in the corresponding QR-CODE

ALUMIL KNIVES AND MILLING TOOLS



FUNCTION

An excellent solution for Alumil system fabrication by offering the necessary millings

SPECIFICATIONS

- Specially designed for Alumil system needs
- High quality
- **Milling tools:**
  - Standard Axis dimensions of milling tools are 27mm/32mm (inner/outer)
  - Special Axis dimensions upon request
  - Available for T-profiles
- **Knives:**
  - Single or Double crimp

5 YEAR Alumil GUARANTEE

Knives

Double crimp

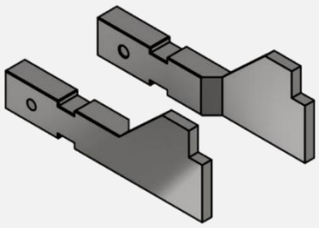

Single crimp



Milling tools



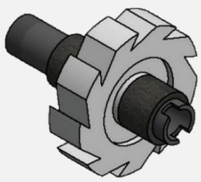



CODES & DESCRIPTIONS

EX-8510200300	BASIC DOUBLE CRIMP CORNER CLEAT KNIFE 3mm	EX-8521240301	T-PROFILE MILLING BLADE BOTTOM TOOL M12403
EX-8510200500	BASIC DOUBLE CRIMP CORNER CLEAT KNIFE 5mm	EX-8521240302	T-PROFILE MILLING BLADE UPPER TOOL M12403
EX-8510200700	BASIC DOUBLE CRIMP CORNER CLEAT KNIFE 7mm	EX-8521250500	MILLING TOOL FOR M12505
EX-8517700300	SINGLE CRIMP CORNER CLEAT KNIFE 3mm - 43mm	EX-8521250900	MILLING TOOL FOR M12500 INTERLOCKING PROFILES
INT-8517700100	SINGLE CRIMP CORNER CLEAT KNIFE 6mm - 43mm	EX-8521460001	MILLING TOOL FOR M14600 SASH
EX-8515600700	CRIMP CORNER CLEAT KNIFE FOR S560 P1	EX-8521030400	MILLING TOOL FOR HANDLES S11531 AND S11532
EX-8515601700	CRIMP CORNER CLEAT KNIFE FOR S560 P2	EX-8521030401	BLADE FOR MILLING TOOL 8521030400 FOR M0304
EX-8510211100	DOUBLE CRIMP CORNER CLEAT KNIFE 3mm M11000, M11500 CE	INT-8521151400	MILLING TOOL SD115
EX-8519400400	DOUBLE CRIMP CORNER CLEAT KNIFE 4mm M9400 EN	INT-8527791600	T-PROFILE MILLING BLADE TOOL FOR S77 PHOS
EX-8510296500	PAIR OF DOUBLE CRIMP CORNER KNIVES FOR SASH S700		
EX-8521904200	KICKPLATE MILLING BLADE TOOL FOR M9660	EX-8523065200	MILLING TOOL FOR S30652
EX-8521963400	T-PROFILE MILLING BLADE TOOL FOR M9660 PHOS	EX-8523160900	MILLING TOOL FOR S31609
EX-8529000100	MILLING TOOL FOR STRAIGHT CUT	EX-8523169000	MILLING TOOL FOR S650 SASHES
EX-8526700000	T-PROFILE MILLING BLADE TOOL FOR S67	EX-8520032000	MILLING TOOL FOR SM338
EX-8526702000	T-PROFILE MILLING BLADE TOOL FOR S67020 AND S67022	EX-8520063100	MILING TOOL FOR FRAME TRACK M63100
EX-8526710400	T-PROFILE MILLING BLADE TOOL FOR S67 URBAN	EX-8520454800	MILLING TOOL FOR M4548, M4521
INT-8526791600	T-PROFILE MILLING BLADE TOOL FOR S67 PHOS	EX-8523502700	MILLING TOOL FOR S35017, S35027
EX-8527071400	MILLING TOOL FOR S70714/722		
EX-8527070600	MILLING TOOL FOR S70706/710		
INT-8527073400	MILLING TOOL FOR S70734		

EXTREME GLAZED SYSTEMS – FIRE /BULLET /EXPLOSION RESISTANT SYSTEMS

FUNCTION

Steel and stainless steel fire / bullet / explosion resistant glazed profile systems. Available both insulated or non-insulated in a variety of different typologies, hinged windows, sliding doors and fixed elements

SPECIFICATIONS

- 6 basic systems offering numerous capabilities in fire, bullet and explosion resistance in combination with burglary resistance and sound reduction. Systems are able to accommodate the following needs:
  - Fire resistance
  - Fire resistance in combination with Bullet resistance
  - Bullet resistance
  - Explosion resistance
  - Burglar resistance and sound reduction are always covered in all above scenarios
- Every product is labeled with identification plate which includes door system identification data, in accordance with current regulations
- Standard accessories for each typology are included
- Smoke tightness test for Sa and S200 according to EN 1634 for fire resistant systems
- Dimensions, typologies, glass and accessories are always according to the relevant classification report, no intervention is permitted.
- Possibility for sliding doors up to fire class EI30
- Possibility of certifications according to UL, BS and Russian standards
- Individual Folder accompanies each product including its certification, conformity of performance and installation manual

FIRE RATED SYSTEMS	SP 35000 Painted Steel 50mm SP 95000 Stainless Steel 50mm	SP 77000 Painted Steel 70mm SP 977000 Stainless Steel 70mm	SP 79000 Painted Steel 90mm SP 979000 Stainless Steel 90mm	SP 79000/15 Painted Steel 150mm SP 979000/15 Stainless Steel 150mm
Description	Non insulated fire resistant system with one chamber	Insulated fire resistant system with two chambers	Insulated fire resistant system with two chambers	Insulated fire resistant system with three chambers
Fire Resistance	E30, EW30, E60, EW60, E120, EW120 according to EN1634-1	EI 60 according to EN1634-1	EI 90 according to EN1634-1	EI 120 according to EN1634-1
Burglary Resistance	Up to RC2 according to SS/EN 1627	Up to RC3 according to SS/EN 1627	Up to RC3 according to SS/EN 1627	Up to RC3 according to SS/EN 1627
Sound Reduction	Up to 35 db	Up to 42 db	Up to 42 db	Up to 42 db
Bullet Resistance (if required)	Not applicable	Up to FB4 according to SS/EN 1522, EN 1523 for specific type approved sections	Up to FB6 according to SS/EN 1522,EN 1523 for specific type approved sections	Up to FB7 according to SS/EN 1522, EN1523 for specific type approved sections
Explosion Resistance	Not applicable	Not applicable	Not applicable	Not applicable

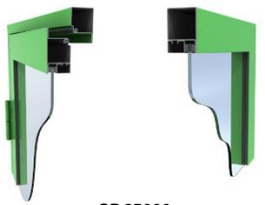

SP 35000
System section



SP 77000
System section



SP 79000
System section



SP 56500
System section

BULLET RESISTANT SYSTEMS	EXPLOSION RESISTANT SYSTEMS	SP 56500 Painted Steel 50mm SP 956500 Stainless Steel 50mm		SP 59000 Painted Steel 50mm SP 959000 Stainless Steel 50mm	
Description		Thermal insulated bullet resistant system with two chambers		Thermal insulated bullet resistant system with two chambers	
Bullet Resistance	**Explosion Resistance**	Up to FB4 according to SS/EN 1522, EN 1523	EXR 2 according to EN 13123-2	Up to FB6 according to SS/EN 1522, EN 1523	EXR 5 for specific type approved sections according to EN 13123-2
Burglary Resistance		Up to RC4 according to SS/EN 1627		Up to RC4 according to SS/EN 1627	
Sound Reduction		Up to 36 db		Up to 36 db	
Fire Resistance		Not applicable (check fire rated systems with bullet resistance)		Not applicable (check fire rated systems with bullet resistance)	

EXTREME GLAZED SYSTEMS – FIRE / BULLET/ EXPLOSION RESISTANT SYSTEMS



Various typologies of fire rated profiles



Fire testing and approvals









EN 1634	EN 1627	EN 1522, 1523	EN 13123-2	EN 140-3
Fire Resistance	Burglary Resistance	Bullet Resistance	Explosion Resistance	Sound Reduction

CODES & DESCRIPTIONS

Codes to be specified upon request

FIRE-RATEDMETAL DOORS (part 1)

FUNCTION

Fire-rated metal doors certified according to UNI9723 and EN1634-1 for fire resistance 60, 90 and 120 minutes

SPECIFICATIONS

- Fire resistant materials of the highest standards
- 50 or 60mm door thickness depending on fire rating
- Standard dimensions for single leaf width from 800 to 1350mm and 2050 or 2150mm height
- Standard dimensions for double leaf width from 1200 to 2000mm and 2050 or 2150mm height
- Every product is labeled with identification plate which includes door system identification data, in accordance with current regulations
- Reversible for right and left opening
- Installation on masonry with metal anchors
- 4-sided metal frame of “Z” type (53x55 or 65mm) with thermal-expansive sealing tape and removable threshold
- Heavy duty hinges 160Kg, one for adjustment and one with closing spring
- Option for window with fire-rated glass 23/54mm, round or rectangular
- Double leaf with closing regulator and automatic locking latch
- Fire-resistant handle of «U» type, inox or plastic with metal core
- Heavy duty fire-rated doors with capability of installation at all types of masonry, i.e. brick, plasterboard, «tunnel» upon request
- Special dimensions up to 2540mm width and 2670mm height on demand
- Additional equipment upon request (panic bar, inox handle, ventilation louvers, automation and controlled access)











COLORS

PAINTING
BY REQUEST

SOFT GREY
(RAL 7035)

EN 1634-1

UNI 9723

FIRE-RATED METAL DOORS (part 2)

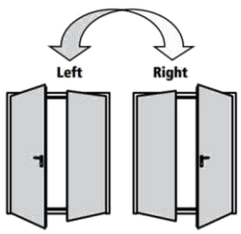

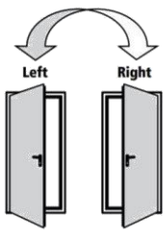











CODES & DESCRIPTIONS

EX-6801090500 FIREDOOR UNIVER REI-60 SINGLE LEAF 800x2150x50mm	EX-6802090500 FIREDOOR UNIVER REI-120 SINGLE LEAF 800x2150x60mm
EX-6801090100 FIREDOOR UNIVER REI-60 SINGLE LEAF 800x2050x50mm	EX-6802090100 FIREDOOR UNIVER REI-120 SINGLE LEAF 800x2050x60mm
EX-6801090600 FIREDOOR UNIVER REI-60 SINGLE LEAF 900x2150x50mm	EX-6802090600 FIREDOOR UNIVER REI-120 SINGLE LEAF 900x2150x60mm
EX-6801090200 FIREDOOR UNIVER REI-60 SINGLE LEAF 900x2050x50mm	EX-6802090200 FIREDOOR UNIVER REI-120 SINGLE LEAF 900x2050x60mm
EX-6801090700 FIREDOOR UNIVER REI-60 SINGLE LEAF 1000x2150x50mm	EX-6802090700 FIREDOOR UNIVER REI-120 SINGLE LEAF 1000x2150x60mm
EX-6801090300 FIREDOOR UNIVER REI-60 SINGLE LEAF 1000x2050x50mm	EX-6802090300 FIREDOOR UNIVER REI-120 SINGLE LEAF 1000x2050x60mm
EX-6801091300 FIREDOOR UNIVER REI-60 SINGLE LEAF 1100x2150x50mm	EX-6802091300 FIREDOOR UNIVER REI-120 SINGLE LEAF 1100x2150x60mm
EX-6801091100 FIREDOOR UNIVER REI-60 SINGLE LEAF 1100x2050x50mm	EX-6802091100 FIREDOOR UNIVER REI-120 SINGLE LEAF 1100x2050x60mm
EX-6801091000 FIREDOOR UNIVER REI-60 SINGLE LEAF 1200x2150x50mm	EX-6802091000 FIREDOOR UNIVER REI-120 SINGLE LEAF 1200x2150x60mm
EX-6801090900 FIREDOOR UNIVER REI-60 SINGLE LEAF 1200x2050x50mm	EX-6802090900 FIREDOOR UNIVER REI-120 SINGLE LEAF 1200x2050x60mm
EX-6801091400 FIREDOOR UNIVER REI-60 SINGLE LEAF 1300x2150x50mm	EX-6802091400 FIREDOOR UNIVER REI-120 SINGLE LEAF 1300x2150x60mm
EX-6801091200 FIREDOOR UNIVER REI-60 SINGLE LEAF 1300x2050x50mm	EX-6802091200 FIREDOOR UNIVER REI-120 SINGLE LEAF 1300x2050x60mm
EX-6801090800 FIREDOOR UNIVER REI-60 SINGLE LEAF 1350x2150x50mm	EX-6802090800 FIREDOOR UNIVER REI-120 SINGLE LEAF 1350x2150x60mm
EX-6801090400 FIREDOOR UNIVER REI-60 SINGLE LEAF 1350x2050x50mm	EX-6802090400 FIREDOOR UNIVER REI-120 SINGLE LEAF 1350x2050x60mm
EX-6801511500 FIREDOOR UNIVER REI-60 DOUBLE LEAF (800+450)x2150x50mm	EX-6802111300 FIREDOOR UNIVER REI-120 DOUBLE LEAF (750+400)x2150x60mm
EX-6801511300 FIREDOOR UNIVER REI-60 DOUBLE LEAF (750+400)x2150x50mm	EX-6802110100 FIREDOOR UNIVER REI-120 DOUBLE LEAF (750+400)x2050x60mm
EX-6801510100 FIREDOOR UNIVER REI-60 DOUBLE LEAF (750+400)x2050x50mm	EX-6802111400 FIREDOOR UNIVER REI-120 DOUBLE LEAF (800+400)x2150x60mm
EX-6801511400 FIREDOOR UNIVER REI-60 DOUBLE LEAF (800+400)x2150x50mm	EX-6802110200 FIREDOOR UNIVER REI-120 DOUBLE LEAF (800+400)x2050x60mm
EX-6801510200 FIREDOOR UNIVER REI-60 DOUBLE LEAF (800+400)x2050x50mm	EX-6802110300 FIREDOOR UNIVER REI-120 DOUBLE LEAF (800+400)x2050x60mm
EX-6801510300 FIREDOOR UNIVER REI-60 DOUBLE LEAF (800+450)x2050x50mm	EX-6802111500 FIREDOOR UNIVER REI-120 DOUBLE LEAF (800+450)x2150x60mm
EX-6801512000 FIREDOOR UNIVER REI-60 DOUBLE LEAF (800+800)x2150x50mm	EX-6802112000 FIREDOOR UNIVER REI-120 DOUBLE LEAF (800+800)x2150x60mm
EX-6801510800 FIREDOOR UNIVER REI-60 DOUBLE LEAF (800+800)x2050x50mm	EX-6802110800 FIREDOOR UNIVER REI-120 DOUBLE LEAF (800+800)x2050x60mm
EX-6801511600 FIREDOOR UNIVER REI-60 DOUBLE LEAF (900+400)x2150x50mm	EX-6802111600 FIREDOOR UNIVER REI-120 DOUBLE LEAF (900+400)x2150x60mm
EX-6801510400 FIREDOOR UNIVER REI-60 DOUBLE LEAF (900+400)x2050x50mm	EX-6802110400 FIREDOOR UNIVER REI-120 DOUBLE LEAF (900+400)x2050x60mm
EX-6801511700 FIREDOOR UNIVER REI-60 DOUBLE LEAF (900+450)x2150x50mm	EX-6802111700 FIREDOOR UNIVER REI-120 DOUBLE LEAF (900+450)x2150x60mm
EX-6801510500 FIREDOOR UNIVER REI-60 DOUBLE LEAF (900+450)x2050x50mm	EX-6802110500 FIREDOOR UNIVER REI-120 DOUBLE LEAF (900+450)x2050x60mm
EX-6801512100 FIREDOOR UNIVER REI-60 DOUBLE LEAF (900+800)x2150x50mm	EX-6802112100 FIREDOOR UNIVER REI-120 DOUBLE LEAF (900+800)x2150x60mm
EX-6801510900 FIREDOOR UNIVER REI-60 DOUBLE LEAF (900+800)x2050x50mm	EX-6802110900 FIREDOOR UNIVER REI-120 DOUBLE LEAF (900+800)x2050x60mm
EX-6801512200 FIREDOOR UNIVER REI-60 DOUBLE LEAF (900+900)x2150x50mm	EX-6802112200 FIREDOOR UNIVER REI-120 DOUBLE LEAF (900+900)x2150x60mm
EX-6801511000 FIREDOOR UNIVER REI-60 DOUBLE LEAF (900+900)x2050x50mm	EX-6802111000 FIREDOOR UNIVER REI-120 DOUBLE LEAF (900+900)x2050x60mm
EX-6801511800 FIREDOOR UNIVER REI-60 DOUBLE LEAF (1000+400)x2150x50mm	EX-6802111800 FIREDOOR UNIVER REI-120 DOUBLE LEAF (1000+400)x2150x60mm
EX-6801510600 FIREDOOR UNIVER REI-60 DOUBLE LEAF (1000+400)x2050x50mm	EX-6802110600 FIREDOOR UNIVER REI-120 DOUBLE LEAF (1000+400)x2050x60mm
EX-6801511900 FIREDOOR UNIVER REI-60 DOUBLE LEAF (1000+450)x2150x50mm	EX-6802111900 FIREDOOR UNIVER REI-120 DOUBLE LEAF (1000+450)x2150x60mm
EX-6801510700 FIREDOOR UNIVER REI-60 DOUBLE LEAF (1000+450)x2050x50mm	EX-6802110700 FIREDOOR UNIVER REI-120 DOUBLE LEAF (1000+450)x2050x60mm
EX-6801512300 FIREDOOR UNIVER REI-60 DOUBLE LEAF (1000+900)x2150x50mm	EX-6802112300 FIREDOOR UNIVER REI-120 DOUBLE LEAF (1000+900)x2150x60mm
EX-6801511100 FIREDOOR UNIVER REI-60 DOUBLE LEAF (1000+900)x2050x50mm	EX-6802111100 FIREDOOR UNIVER REI-120 DOUBLE LEAF (1000+900)x2050x60mm
EX-6801512400 FIREDOOR UNIVER REI-60 DOUBLE LEAF (1000+1000)x2150x50mm	EX-6802112400 FIREDOOR UNIVER REI-120 DOUBLE LEAF (1000+1000)x2150x60mm
EX-6801511200 FIREDOOR UNIVER REI-60 DOUBLE LEAF (1000+1000)x2050x50mm	EX-6802111200 FIREDOOR UNIVER REI-120 DOUBLE LEAF (1000+1000)x2050x60mm
EX-6800010100 CP1 DOOR CLOSER COLORED SILVER	
EX-6804200100 FIRE RATED PANIC BAR KIT EXLPBM FIRST SASH	
EX-6804200200 FIRE RATED PANIC BAR KIT EXLPA SECOND SASH	

MULTI-PURPOSE DOORS



FUNCTION

Metal multi-purpose doors with special durability and wide range of applications







SPECIFICATIONS

- Reversible for right or left opening
- 40mm door thickness
- **Standard dimensions:**
  - **For single leaf**: width from 700 to 1350mm (every 100mm) and height 2050 or 2150mm
  - **For double leaf:** width from 1200 to 2000mm and height 2050 or 2150mm
- Perimeter metal frame 48x40mm with removable sill and feature extensions
- 4-sided metal frame 48x40mm with removable threshold
- Installation at all types of masonry
- Option for double-leaf and manual locking latch
- Without fire-resistance
- Ventilation louver made of either black or white PVC. The opening direction of the door needs to be specified





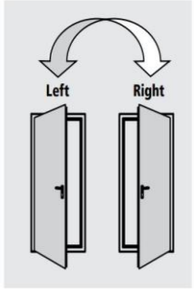

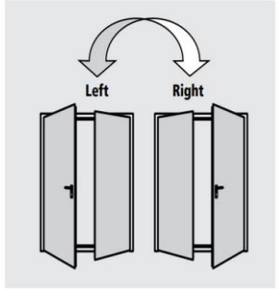

COLORS





SOFT GREY
(RAL 7035)





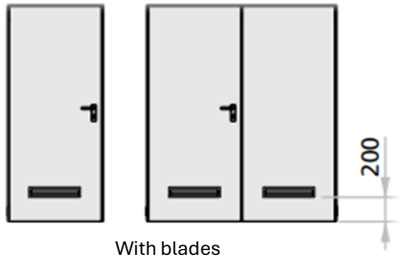

With blades

CODES & DESCRIPTIONS

EX-6801150710	MULTIPURPOSE DOOR WITH BLADES REVER SINGLE LEAF 800x2150x40mm RAL 7035
EX-6801150810	MULTIPURPOSE DOOR WITH BLADES REVER SINGLE LEAF 900x2050x40mm RAL 7035
EX-6801150910	MULTIPURPOSE DOOR WITH BLADES REVER SINGLE LEAF 800x2050x40mm RAL 7035
EX-6802008003	MULTIPURPOSE DOOR WITH BLADES REVER SINGLE LEAF 900X2150x40mm RAL 7035
EX-6802008005	MULTIPURPOSE DOOR WITH BLADES REVER SINGLE LEAF 1000X2150x40mm RAL 7035
EX-6802008004	MULTIPURPOSE DOOR WITH BLADES REVER SINGLE LEAF 1000X2050x40mm RAL 7035

EX-6801160300	MULTIPURPOSE REVER DOOR (700+700)x2050x40mm DOUBLE LEAF	EX-6801150200	MULTIPURPOSE REVER DOOR 800x2050x40mm SINGLE LEAF
EX-6801160400	MULTIPURPOSE REVER DOOR (800+800)x2050x40mm DOUBLE LEAF	EX-6801150300	MULTIPURPOSE REVER DOOR 900x2050x40mm SINGLE LEAF
EX-6801160500	MULTIPURPOSE REVER DOOR (900+900)x2050x40mm DOUBLE LEAF	EX-6801150400	MULTIPURPOSE REVER DOOR 1000x2050x40mm SINGLE LEAF
EX-6801160600	MULTIPURPOSE REVER DOOR (1000+1000)x2050x40mm DOUBLE LEAF	EX-6801150700	MULTIPURPOSE REVER DOOR 800x2150x40mm SINGLE LEAF
EX-6801160900	MULTIPURPOSE REVER DOOR (700+700)x2150x40mm DOUBLE LEAF	EX-6801150800	MULTIPURPOSE REVER DOOR 900x2150x40mm SINGLE LEAF
EX-6801161000	MULTIPURPOSE REVER DOOR (800+800)x2150x40mm DOUBLE LEAF	EX-6801150900	MULTIPURPOSE REVER DOOR 1000x2150x40mm SINGLE LEAF
EX-6801161100	MULTIPURPOSE REVER DOOR (900+900)x2150x40mm DOUBLE LEAF		
EX-6801161200	MULTIPURPOSE REVER DOOR (1000+1000)x2150x40mm DOUBLE LEAF		

ACCESSORIES – ALUMIL 5 YEAR GUARANTEE

Alumil's 5-year guarantee covers products within Alumil's Range of Accessories.

Alumil will replace accessories that have significantly failed technically or aesthetically. The guarantee is valid only if suitable installation, maintenance and use have been carried out properly. The guarantee shall not be extended to any other part (within the window or not) that has been affected by the failure of the accessory; Alumil's guarantee is valid only regarding the replacement of the specific part. Shipping, installation, dismantling or any other labour costs are not covered. In order to validate the guarantee, proper installation and maintenance has to be confirmed by a qualified Alumil engineer.

Certain accessories may have also further extended guarantees (up to 10 years). Accessories with electrical components are guaranteed separately for 2 years, while punching machines' guarantee is valid for 12 months. Please always refer to the specific certification data sheets of the individual items.

Special color project-oriented accessories have the same operation and surface coating guarantee as the same product in range colors only if provided by Alumil SA.
Mill finish accessories (handles, hinges, etc.) are available in some Alumil range products in case of a special color project continuation. The operational guarantee of an Alumil accessory which is surface treated by a third party remains valid only if the coating does not require assembly or/and disassembly of the accessory. The surface coating guarantee for special colors (not included in the CDS catalogue) is valid only for Alumil SA invoiced surface treated accessories.

For more information, please contact Alumil S.A.



EN STANDARDS GRADE CLASSIFICATIONS

EN 1670

Corrosion resistance shall be classified according to the following grading system:

Grade	Corrosion Resistance	Neutral salt spray test	
0	No defined	-	-
1	low	24 h	-0/+1h
2	moderate	48 h	-0/+1h
3	high	96 h	-0/+1h
4	very high	240 h	-0/+1h
5	exceptionally high	480 h	-0/+1h

EN 13126-3

Durability shall be classified according to the following grading system:

Grade	Cycles
3/90	10.000 Turn-Only
4/90	15.000 Turn-Only
5/90	25.000 Turn-Only
3/180	10.000 Tilt&Turn
4/180	15.000 Tilt&Turn
5/180	25.000 Tilt&Turn

EN 13126-1 & 13126-9 & EN 13126-15 & EN 13126-16:2008

Durability shall be classified according to the following grading system:

Grade	Cycles
3	10.000
4	15.000
5	25.000

Corrosion resistance shall be classified according to EN 1670

EN 13126-8:2006

Durability shall be classified according to the following grading system:

Grade	Cycles
4	15.000
5	25.000

EN 1154

Durability shall be classified according to the following grading system:

Grade	Cycles
8	500.000

EN STANDARDS GRADE CLASSIFICATIONS

EN 1935:2004

Durability shall be classified according to the following grading system:

Hinge grade		Category of use		Durability		Test door mass	
Grade	**Duty**	**Grade**	**Use**	**Grade**	**Test cycles**	**Grade**	**Mass kg**
2	Light	**1**	Window	**3**	10.000	**1**	20
3	Light	**1**	Door or Window	**4**	25.000	**1**	20
4	Medium	**2**	Door	**7**	200.000	**1**	20
5	Light	**1**	Window	**3**	10.000	**2**	40
6	Light	**1**	Door or Window	**4**	25.000	**2**	40
7	Medium	**2**	Door	**7**	200.000	**2**	40
8	Light	**1**	Window	**3**	10.000	**3**	60
9	Light	**1**	Door or Window	**4**	25.000	**3**	60
10	Medium	**2**	Door	**7**	200.000	**3**	60
11	Heavy	**3**	Door	**7**	200.000	**4**	80
12	Heavy	**3**	Door	**7**	200.000	**5**	100
13	Severe	**4**	Door	**7**	200.000	**6**	120
14	Severe	**4**	Door	**7**	200.000	**7**	160

EN 1303

Durability shall be classified according to the following grading system:

Grade	Cycles
4	25.000
5	50.000
6	100.000

Corrosion resistance shall be classified according to the following grading system:

Grade	Corrosion Resistance	Temperature Requirement
0	No defined	no
A	high	no
B	no	from -20º to +80 ºC
C	high	from -20º to +80 ºC

EN STANDARDS GRADE CLASSIFICATIONS

EN 1906:2012

Durability shall be classified according to the following grading system:

Grade	Cycles
6	100.000
7	200.000

EN 12209:2003 & EN 15685

Durability shall be classified according to the following grading system:

Grade	Cycles	Neutral salt spray test
A	50.000	no load on latch bolt
B	100.000	no load on latch bolt
C	200.000	no load on latch bolt
D	500.000	no load on latch bolt
F	50.000	10N load on latch bolt
G	100.000	10N load on latch bolt
H	200.000	10N load on latch bolt
L	100.000	25N load on latch bolt
M	200.000	25N load on latch bolt
N	500.000	25N load on latch bolt
R	100.000	50N load on latch bolt
S	200.000	50N load on latch bolt
W	100.000	120N load on latch bolt
X	200.000	120N load on latch bolt
Z	500.000	120N load on latch bolt

Corrosion resistance shall be classified according to the following grading system:

Grade	Corrosion resistance	Temperature Requirement
0	No defined	No
A	low	No
B	moderate	No
C	high	no
D	very high	No
E	moderate	from -25° to +70 °C
F	high	from-25° to +70 °C
G	very high	from -25° to +70 °C

EN STANDARDS GRADE CLASSIFICATIONS

EN 1154

Weight capacity shall be classified according to the following grading system:

Door closer power size	Recommended door leaf width	Test door mass	Closing moment		
	mm max	kg	Between 0 and 4° Nm / Nm min. / max.	Between 88° and 92° Nm min.	Any other angle of opening Nm min.
1	750	20	9 / 13	3	2
2	850	40	13 / 18	4	3
3	950	60	18 / 26	6	4
4	1100	80	26 / 37	9	6
5	1250	100	37 / 54	12	8
6	1400	120	54 / 87	18	11
7	1600	160	87 / 140	29	18

EN1125:2008

Durability shall be classified according to the following grading system:

Grade	Cycles
6	100.000
7	200.000

Door mass and closing force shall be classified according to the following grading system:

Grade	Cycles	Closing force
5	Up to 100 kg door mass	50 N maximum closing force
6	Up to 200 kg door mass	50 N maximum closing force
7	Above 200 kg door mass as specified by the manufacturer	50 N maximum closing force

Suitability for use on fire/smoke doors shall be classified according to the following grading system:

Grade	Suitability
0	Not approved for use on fire/smoke door assemblies
A	Suitable for use on smoke door assemblies
B	Suitable dor use on smoke and fire door assemblies

Security shall be classified according to the following grading system:

Grade	Force
2	1000N – force on the leaf in opening direction

ALUMIL S.A.
INDUSTRIAL COMPLEX

KILKIS INDUSTRIAL AREA
GR 61100, KILKIS
TEL.: +30 23410 79300

GLOBAL HEADQUARTERS
& SHOWROOM

8, GOGOUSI STR, GR 56429
EFKARPIA, THESSALONIKI
TEL.: +30 2313 011000

ATHENS OFFICES & SHOWROOM

67, TATOIOU AVENUE, GR 13677
ACHARNES, ATHENS
TEL.: +30 210 6298100

info@alumil.com
alumil.com

EN SEP 2026

